




StealthNet®

WHERE TO USE	Any enclosed or semi-enclosed area, opening or configuration where pest birds are to be excluded, including open beam structures, loading docks, buildings façades, courtyards, bridges, etc.
TARGET BIRD	All species
BIRD PRESSURE	Heavy
MATERIAL	Polyethylene twine and stainless steel installation hardware
INSTALLATION	Netting attached to pre-installed cable system
INSTALLATION LEVEL	Involved



A worker installing StealthNet to keep birds out of a hospital courtyard.



StealthNet installed over HVAC equipment keeps pigeons from entering the air space.



Ultra StealthNet discreetly excludes birds from roosting on the letters of a storefront sign.

Almost Invisible

StealthNet is available in black, stone (beige) and white. The netting is composed of very thin, ultra-strong, knotted strands of polyethylene twine.

Long-Lasting

StealthNet is manufactured using the most advanced technology in the world, and has been developed to withstand a wide range of environmental conditions. Polyethylene is the most ultra-violet resistant netting material available and StealthNet has extra U.V. stabilizers added in its raw materials, creating a durable, long-lasting net.

Installation

StealthNet can be installed using a variety of fasteners created specifically for your building's needs. Whether it's masonry, steel or wood, we offer a discrete suspension system for a maintenance-free permanent installation.

Totally Humane

StealthNet provides a harmless, impenetrable barrier against all pest birds.

The Benefits of StealthNet

Six strands of polyethylene, each 12/1000 in. (hence the name 12/6), are wrapped rope-like into one strong, rot-resistant, U.V. protected twine. With a breaking strength of 52 lbs. per twisted strand, StealthNet is the strongest polyethylene netting available in the world.

StealthNet's U.V.-treatment and color pigmentation are embedded in the composition (not just dipped), making the net more resistant to the effects of the sun with a more consistent coloring throughout.

Benefits

- » Effective against all bird species
- » Highly resistant to ultraviolet rays
- » Flame-resistant (also available flame-proof, pg. 14)
- » Available in a variety of colors
- » Available in 7 standard and cut to your custom sizes
- » Nearly invisible in most situations
- » Low-profile installation system
- » Twine is twisted and knotted
- » Will not rot or absorb water
- » Protecting structures worldwide
- » Specified on historical properties

Warranty

Black StealthNet: **10 years**

Stone & White StealthNet: 3 years

Extended warranties for indoor applications are available. See page 11 for more details.



StealthNet installed horizontally under a courthouse ceiling. The cable and clip allows workers to attach banners below the netting.



Four sizes of StealthNet offer complete exclusion.

2 in. Mesh

Pigeons and larger birds




1-1/8 in. Mesh

Starlings, grackles, blackbirds, etc.



StealthNet Colors



3/4 in. Mesh

Sparrows, swallows & other small birds



Use Standard netting for jobs under 25' x 25'.
Use Heavy Duty nets for larger jobs.

4 in. Mesh

For gulls and other aquatic birds. It is generally installed horizontally over roofs and bodies of water.

Mesh Size	Black	Stone	White
3/4 in. ULTRA	✓		
3/4 in. Standard	✓	✓	
3/4 in. Heavy Duty	✓	✓	✓
1-1/8 in. Standard	✓	✓	
2 in. Standard	✓	✓	✓
4 in. Standard	✓		

Installation of Nets

StealthNet is attached to a 5/64-inch (2mm) perimeter cable which is supported by a wide variety of intermediate and corner attachments designed for masonry, wood or steel. The cable is tensioned using turnbuckles and the netting is attached to the cable using net rings.

Corner Attachment, p. 17 Turnbuckle, p. 16 Perimeter Cable, p. 16



Net Ring, p. 15 Ferrule, p. 16 Intermediate Attachment, p. 18

SIZES	25' x 25'	25' x 50'	25' x 75'	50' x 50'	50' x 75'	50' x 100'	100' x 100'
3/4" Standard							
Black	N1-B110 645088	N1-B120 645089	N1-B130 645090	N1-B220 645091	N1-B230	N1-B240	N1-B310
Stone	N1-S110 645095	N1-S120	N1-S130	N1-S220	N1-S230	N1-S240	N1-S310
3/4" Heavy Duty							
Black	N1X-B110 638013	N1X-B120 638014	N1X-B130 638015	N1X-B220 638016	N1X-B230 638017	N1X-B240 638018	N1X-B310 613947
Stone	N1X-S110 638020	N1X-S120	N1X-S130	N1X-S220	N1X-S230	N1X-S240	N1X-S310
White	N1X-T110	N1X-T120	N1X-T130	N1X-T220 650689	N1X-T230	N1X-T240	N1X-T310
1-1/8"							
Black	N2-B110 636458	N2-B120	N2-B130	N2-B220 637922	N2-B230 639159		N2-B310
Stone	N2-S110	N2-S120	N2-S130	N2-S220	N2-S230	N2-S240	N2-S310
2"							
Black	N3-B110 638033	N3-B120 638034	N3-B130 637925	N3-B220 638035	N3-B230 638036	N3-B240 638037	N3-B310
Stone	N3-S110 638039	N3-S120 638040	N3-S130	N3-S220	N3-S230	N3-S240	N3-S310
White	N3-T110	N3-T120	N3-T130	N3-T220	N3-T230	N3-T240	N3-T310
4"							
Black						N4-B240	N4-B310

Custom-Cut Nets


Custom-cut nets are available in sizes up to 100 x 200 ft.
The cutting fee is included in the price per square foot.





StealthNet®

No-Flame Net • Bat Net • Metal Mesh



Ideal for:


- » Condos/Apartments
- » Hotels
- » Aircraft Hangars
- » Warehouses
- » All sensitive applications

Conforms to NFPA 701
Demand the Blue Strand!

No-Flame StealthNet

Bird Barrier's No-Flame StealthNet conforms to NFPA 701, which states that the net is self extinguishing (it will put itself out after being exposed to an open flame). This net is ideal for interior applications like airplane hangars, sports facilities and other sensitive areas. It is also ideal for netting jobs around residential settings, like condos and apartment buildings. The No-Flame StealthNet is distinguished by a blue strand twisted in with the black strands.

3/4" Black Flame-Proof 25' x 25'	N1F-B110
3/4" Black Flame-Proof 50' x 50'	N1F-B220
3/4" Black Flame-Proof 50' x 100'	N1F-B240



3/8"

Bat Net

Special knotted netting just for bats. Our 3/8" polyethylene knotted mesh is ideal for all bat species, and is far stronger than other nets available. The black mono-filament withstands ultraviolet radiation extremely well, and is very hard to see when installed in shadowed areas. Another great feature is the large sizes available so any bat exclusion is possible with a single sheet, eliminating the need for seams.

StealthNet for Bats 10' x 10'	N8-B100	690645
StealthNet for Bats 10' x 25'	N8-B105	
StealthNet for Bats 25' x 25'	N8-B110	
StealthNet for Bats 25' x 50'	N8-B120	639873
StealthNet for Bats 50' x 50'	N8-B220	639872




Ultra StealthNet

Bird netting, when installed correctly, is very hard to see. Often, the customer can't even see it on their own facility. But sometimes, even that isn't good enough. For those cases, Bird Barrier introduces ULTRA StealthNet.

- » Only 16% the thickness & weight of Standard
- » Only 11% the thickness & weight of HD
- » Stronger than Standard netting
- » 10 yr. guarantee against UV breakdown
- » Less wind resistance

Ultra StealthNet 5 x 25 ft.	N5-B075
Ultra StealthNet 15 x 25 ft.	N5-B080
Ultra StealthNet 15 x 50 ft.	N5-B085
Ultra StealthNet 25 x 25 ft.	N5-B110
Ultra StealthNet 25 x 50 ft.	N5-B120
Ultra StealthNet 50 x 50 ft.	N5-B225



1/2"

Stainless Steel Wire Cloth

This high quality stainless steel hardware cloth is meant for difficult Bat exclusion projects. The mesh is on 1/2" centers and offers an effective long lasting exclusion screen where other products might fail. Four feet wide, this mesh available custom cut in 1 foot increments (min. order 4 sq. ft.) and is cut to your order. Lengths up to 100' long are available in a single piece. Please obtain delivery quotes for large orders.

S.S. Wire Cloth (per sq. ft.) N8-SS50

Black PVC-Coated Galvanized Mesh

Black PVC-coated, 19-gauge, 1/2" wire mesh offers an effective long lasting exclusion screen where other products might fail. Available in three widths (6", 8", 12") and custom cut per square foot (four foot wide and 1 foot increments). It can be bent into custom shapes and glued or screwed in place.

1/2" Mesh



4' Wide, by sq. ft.	N8-PV05
8" x 25' Roll	SP-EX50
8" x 50' Roll	SP-EX55
6" x 100' Roll	N8-PV10
12" x 100' Roll	N8-PV15

827495
798873
802971

1" Mesh

8" x 25' Roll	SP-EX60
8" x 50' Roll	SP-EX65

new



Solar Panel Exclusion Kits, See page 23



Net Ring and Net Ring Tools



Hand Net Ring Tool

The standard tool for attaching netting to cable, it accepts a cartridge of 50 net rings for fast and easy use.

- Great for small jobs
- Light (0.5 lbs.)
- Affordable (relative to the other tools)
- Very maneuverable
- Fast and easy to re-load

Net Ring Tool	TH-1000	Univar Part # 636543
Galv. Net Rings (2,500)	TH-G100	636545
S.S. Net Rings (2,500)	TH-S100	638175



Net rings hold the netting to the cable and are applied using one of four tools. Each tool has distinct features; most professionals have at least two of the following tools in their tool box.



Net ring tools make small, metal loops that connect netting together, or hold netting to the cable.

Pneumatic Net Ring Tool

These fast operating tools are a must on large netting projects. They will save you time and money. They run off a compressor and hold 100 rings and uses the 1/2-inch ring size. Pneumatic rings are packed in 10,000 rings/box. Requires a 95 PSI-capable compressor.

- Fast and reliable
- Agile nose gets into tight spaces
- Holds 100 rings
- 2.8 lbs.

Net Ring Tool, 1/2" Net Rings	TH-2000	655503
1/2" Galvanized Rings (10,000)	TH-G200	655504
1/2" S.S. Rings (10,000)	TH-S200	655505
3/4" Galvanized Rings (10,000)	TH-G300	
3/4" S.S. Rings (10,000)	TH-S300	



Black Rings for Hand Net Ring Tool (above)

For the first time in the industry, black rings are available for the P7 hand ringer. Now you can cut way down on the visibility of rings on all black netting projects.

- Make invisible seams
- Almost invisible perimeter cable
- Invisible repairs

Black Net Rings (2,500)	TH-B100
-------------------------	---------



"Ringer" Net Ring Tool

"Ringer" uses a 9/16" net ring and has a handle like grip that helps eliminate hand, wrist and forearm fatigue when the job requires a lot of net rings.

Net Ring Tool, 9/16" Net Rings	TH-1500	805080
9/16" Galv. Net Rings (2,500)	TH-G150	805081
9/16" S.S. Net Rings (2,500)	TH-S150	812797



Netting installed 18 in. under this hangar completely excludes birds from the structure.



StealthNet installed under eaves prevents swallows from building mud nests.



Vehicles parked under this hospital portico no longer suffer damage from bird droppings.



Tensioners • Cable • Tools

Selecting the Right Turnbuckle

The cable must be tensioned properly to insure a secure installation. Use small turnbuckle for cable runs under 25 ft., medium turnbuckle for runs 25 to 75 ft., and large turnbuckle for runs over 75 ft.

Galvanized Turnbuckles

Use galvanized for dry, salt-free climates with galvanized net rings and net cable. 10 per pack.

Univar
Part #
638181
639864
638182

Sm. Turnbuckle Galv. (10)	NT-G100
Med. Turnbuckle Galv.(10)	NT-G200
Lg. Turnbuckle Galv. (10)	NT-G300



Stainless Steel Turnbuckles

Stainless steel is best for wet or salty climates. Use with stainless steel cable and net rings. 10 per pack.

Sm. Turnbuckle S.S. (10)	NT-S100	638183
Med. Turnbuckle S.S. (10)	NT-S200	638184
Lg. Turnbuckle S.S. (10)	NT-S300	



Net Cable

Our 5/64" (2mm) diameter 7x7 construction cable is the standard for perimeter support. It is available in galvanized or stainless steel. Stainless steel is recommended for installations near heavy moisture, chemical environs or salt-laden air.

Net Cable Galv. (250 ft)	NC-G250	638057
Net Cable Galv. (500 ft)	NC-G500	638058
Net Cable S.S. (250 ft)	NC-S250	638059
Net Cable S.S. (500 ft)	NC-S500	638060



Ferrules

These high-quality ferrules are designed for 5/64" (2mm) cable. Aluminum for galvanized cable and copper for stainless steel. Two ferrules should be used per cable loop attachment. A special ratchet crimp tool is necessary. 100 per pack.

Copper Ferrules 2.5mm	NC-N100	638177
Alum. Ferrules 2.5mm	NC-N200	645109



Use two ferrules at every end or loop for added security

Cable Cutter

The sharpest, longest-lasting and easiest tool to use for cutting heavy-duty cable. The overlapping heads give a clean cut up to 5/32" (4mm). The tool features a spring loaded rubber grip handle and a security locking latch.

Cable Cutter (ea.)	T0-CC10	639843
--------------------	---------	--------



Ratchet Crimper

Each cable-end must have a strong loop to secure to a turnbuckle or cable-end fastener. The powerful ratchet crimper and ferrules offer the strongest, most discreet system. Use 2 ferrules at each loop for long-lasting hold.

Ratchet Crimper (ea.)	TN-R100	638178
-----------------------	---------	--------



Heavy Duty Installation

Heavy duty cable and ferrules **should be used on oversized or extra-heavy applications only**. If heavy forces from wind or snow are anticipated this heavy duty hardware should be considered. Call our offices for more information.

Heavy Duty Net Cable

This 5/32-inch cable should be used where extra strength is desired such as where StealthNet not supported for runs of 100 feet or more.

Galvanized (500 ft.)	NC-G532	
Stainless Steel (500 ft.)	NC-S532	675378



Heavy Duty Ferrules

These ferrules are to be used with the heavy duty net cable. Use two per end/loop end and crimp twice per Ferrule 100 per pack.

5/32-inch Ferrules	NC-N500	674213
--------------------	---------	--------



Heavy Duty Eye Bolt

When adding extra tension to heavier cable it's important to use a corner anchor that will not bend or break.

Heavy Duty Eye Bolt (10)	NB-EB30	674214
--------------------------	---------	--------



Heavy Duty Crimper

Use this tool with heavy duty ferrules.

Crimp Tool	TN-R300	
------------	---------	--






Corner Attachments • Hardware

The Importance of Corner Attachments

The most important part of a netting job is the corners (where the cables end or turn corners) due to the tension applied by the turnbuckles and the weight of the net. Strong cable-ends and corners are achieved using the correct selection from a wide variety of anchoring systems enabling you to secure the system to any substrate.



Netbolts - Galvanized

This high-load bearing expansion bolt is the perfect anchor for most masonry, stone or concrete corner/end attachments. Use the smaller M6 for cable runs under 100' and the larger M8 for runs over 100'. 10 per pack.

Netbolt M8 Galv. (10)	NB-M8G0	Univar Part #
14mm Drill Bit (for M8)	TB-S140	
Netbolt M6 Galv. (10)	NB-M6G0	636419
12mm Drill Bit (for M6)	TB-S120	639875



Netbolts - Stainless Steel

High grade stainless steel expansion bolt for masonry, concrete or stone. 10 per pack.

Netbolt M6 S.S. (10)	NB-M6S0	636410
10mm Drill Bit	TB-S100	639876



Eye Bolt with Nut

Corner/end attachment for an I-beam or other thick metal.

Eye Bolt - Galv. (20)	NB-EB10	645106
Eye Bolt - S.S. (10)	NB-EB20	645281



Screw Eyes - Heavy Duty

Ideal for cable ends and corners when anchoring in wood.

Screw Eye H.D. Galv (50)	NB-SE10	638053
Screw Eye H.D. SS (20)	NB-SE20	645107





Ideal as Corner & Intermediate Attachments

Multi-Purpose Cable Brackets

These versatile stainless steel bracket can be used as a corner or intermediate attachment, and installed as a permanent fixture or as a quick-release cable holder. 100 per pack.

A) With Hilti Pin	NI-CB15	645398
B) Bracket w/13/64" Hole	NI-CB10	645233
C) Bracket w/1/4" Hole	NI-CB25	799870



Mini Netbolts

Corner attachment for smaller net jobs (cable runs under 25 feet). Drill an 8mm hole, insert the bolt and turn the eye for a solid hold. Zinc passivated or stainless steel. 10 per pack.

Mini Netbolt Galv. (10)	NB-MBG10	654753
Mini Netbolt S.S. (10)	NB-MBS10	672972
8mm Drill Bit (for both)	TB-S080	



Metal-Hit Anchor

Use this anchor to attach multi-purpose brackets to concrete, brick or cement block. Hitting the pin with a hammer locks the part in place. 100 per pack.

Metal-Hit Anchor (100)	NI-SP02	
4.8mm Drill Bit	TB-S048	639880



Girder Clamp

For steel up to 2" thick. Bolt on an I-beam or flat steel and attach your cable or turnbuckle directly to it. 10 per pack.

Girder Clamp - S.S. (10)	NB-GC00	638065
--------------------------	---------	--------



Heavy Duty Steel Clamp

This clamp defines the term "heavy duty." Your best bet for larger net installations, this clamp can hold up to 630 lbs. of tensioned weight. Bolt to an I-beam or other steel structure and run your cable inside the jaws. Opens up to 2". 4 per pack.

H.D. Steel Clamp (4)	NB-GC10	672971
----------------------	---------	--------



Drill bits, glue, glue-guns, screws, pins, tools, see p. 21

Hilti .27 Shot

Hilti's powder-actuated tools are powered by easy-to-use shot cartridges. Simply insert the cartridge up through the bottom of the tool, and they are in place and ready to go. Bird Barrier carries the heavy charge (red) because the tool is adjustable and can be backed down to much less power if necessary. Ten shots per strip, 100 shots per pack.



Hilti Shot	T0-H250	672932
------------	---------	--------




The Importance of Intermediate Attachments

Intermediate attachments hold cable against the wall between corner attachments.

We recommend:


- 2" netting = one every 2-3 feet
- 1-1/8" netting = one every 2 feet
- 3/4" netting = one every 1.5 feet



Multi-Purpose Cable Bracket

This versatile stainless steel bracket can be used as a corner or intermediate attachment, and installed as a permanent fixture or as a quick-release cable holder.

A) With Hilti Pin	NI-CB15	645398
B) Bracket w/13/64" Hole	NI-CB10	645233
C) Bracket w/1/4" Hole	NI-CB25	799870



See photos of this in use on page 13.

Split Pins and Anchor Rivets

One of the strongest and most discreet intermediate attachment systems available for stone, masonry or brick. Insert the Anchor Rivet into a pre-drilled hole and hammer the Stainless Steel Split Pin home. Thread the cable through the hole in the Split Pin. Different lengths are available depending on the substrate integrity and use.

Anchor Rivet 1" (100)	NI-AR10	638185
Split Pin 1" (100)	NI-SP10	638209
Anchor Rivet 1.5" (100)	NI-AR15	638186
Split Pin 1.5" (100)	NI-SP15	
6.5mm Drill Bit	TB-S065	639878 (for both Anchor Rivets)



Net Spike

This hammer-in attachment is the strongest attachment available for stone, concrete or solid brick. Does not require a plastic anchor sleeve, the bent shaft holds it securely in place. Zinc or Stainless Steel coated.

Net Spike (100)	NI-SP00	636426
Net Spike SS (100)	NI-SP05	638176
4.8mm Drill Bit (for both)	TB-S048	639880



Net Loop

Low profile, stainless steel intermediate attachment for wood or sheet metal. Secure with self tapping screw.

Net Loop (100)	NI-WC20	652266
----------------	---------	--------



Lag Screw

Screw directly into wood, or use with an anchor for masonry.

Stainless, Sm. (100)	NI-NS10	652263
Anchor, Sm. (100)	NI-NS12	652264
Galvanized Lg. (100)	NI-NS25	652265



Lag Screw Driver

Drive our Lag screws into wood and plastic anchors with this tool that fits into the chuck of your hand drill.


Lag Screw Driver (ea.)	TB-SP10	652267
------------------------	---------	--------




Intermediate Attachments

Girder Clips

This strong, hammer-on clip allows for cable attachment to steel beams. Hammer the clip onto the edge of an I-Beam. Available in galvanized and Stainless Steel. Galvanized - Run the cable inside the jaws (not the hole). Stainless Steel - Run the cable through the hole.



A) 3/32"-9/64" (100)	NI-GC10	638061
B) 1/8"-1/4" (100)	NI-GC20	638062
C) 5/16"-1/2" (100)	NI-GC30	638063
D) 9/16"-3/4" (100)	NI-GC40	638064
E) S.S. 1/8" - 1/4" (100)	NI-GCS20	645105
F) S.S. 5/16" - 1/2" (100)	NI-GCS30	650760
G) S.S. 9/16" - 3/4" (100)	NI-GCS40	



Hilti Loop - Open and Closed

Constructed of high quality, zinc-plated steel, the Hilti Loop is an easy-to-use attachment for stone, concrete and brick. Drill a hole and hammer it home. Open option for removable nets.

Hilti Closed Loop (100)	NI-H100	
Hilti Open Loop (100)	NI-H200	638051
8mm Drill Bit (for both)	TB-S080	639877



Kwik Tog & Eye Loop (for Stucco)

Stucco is one of the most challenging substrates for bird control. This durable plastic attachment affords a solid base for the screw eye. Drill a 3/8" hole, insert the Kwik Tog so it expands behind the stucco.

Kwik Tog & Eye Loop (50)	NI-KT10	645232
--------------------------	---------	--------



Thin Wire Net Clip

Great for small jobs, this stainless steel clip attaches netting to a structure without running cable. Not recommended for jobs over 5' x 5'.

Thin Wire Net Clip (100)	NI-WC10	645234
--------------------------	---------	--------



"S" Hook

Heavy duty stainless steel fastener can be secured with screws or fired-in pins.

"S" Hook SS (100)	NI-WC30	
-------------------	---------	--



Screw Eyes (Small)

These screws for wood are very sturdy intermediate attachments.

Screw Eye Small, Galv (100)	NI-SE10	638052
Screw Eye Small, SS (20)	NI-SE20	645235





Magnets, Zippers and Clips

Net Magnets

For interior use only.

Net Magnets come in handy when drilling or screwing is not an option. They are extremely quick to secure in place and can be useful for following contours of a metal substrate, with or without wire cable. Can also be used for nets that need to be opened. Two models available. Use caution as these are not as strong as screwed fasteners.



Net Magnets for Cable

These magnets provide a strong anchor for cable systems.

15 lbs. Net Magnet for Cable (10), 1.4 in. Diameter NI-MG06 [638051](#)
40 lbs. Net Magnet for Cable (10), 2 in. Diameter NI-MG08



Net Magnets for Netting

Provides a good hold for small net jobs where perimeter cable is not being used.

12 lbs. Net Magnet for Netting (10), .625 in. Diameter NI-MG10
48 lbs. Net Magnet for Netting (10), .977 in. Diameter NI-MG12

NOTE Magnets secure better to thicker metal surfaces than they do to thinner surfaces.

TIP When using for a removable netting section, use hook turnbuckles at each end of the cable so both ends can be unhooked.

Not for use as corner attachments, intermediates only.



The Use of Net Zippers

StealthNet zippers can be installed to open netting for horizontal or vertical access, using net rings.



Closed-End Zippers

Zippers can be net-ringed into the netting to create any sort of an opening. Heavy duty marine construction insures long-life. Zippers are now available up to 300 feet!

1' Black Zipper (ea.)	NZ-B100	639859
3' Black Zipper (ea.)	NZ-B300	639861
6' Black Zipper (ea.)	NZ-B600	639862
Black Zipper (per ft.)	NZ-BCUS	645239
1' Stone Zipper (ea.)	NZ-S100	
3' Stone Zipper (ea.)	NZ-S300	654761
6' Stone Zipper (ea.)	NZ-S600	654763
Stone Zipper (per ft.)	NZ-SCUS	
1' White Zipper (ea.)	NZ-W100	
3' White Zipper (ea.)	NZ-W300	
6' White Zipper (ea.)	NZ-W600	
White Zipper (per ft.)	NZ-WCUS	



Separating Zippers

Used to create a section of net that will fall open. Use this across the end of a trap door. Need a larger opening? Point the open end of the zipper at each other for a 16' opening.


8' Black Zipper	NZ-BS800	645221
8' Stone Zipper	NZ-SS800	675372
8' White Zipper	NZ-WS800	



Net Access Clips

Stainless steel net clips join pieces of netting to allow for removal of panels for access. New, thin design is hard to see.

2" Net Access Clips (100)	NZ-C200	655530
3/4" Net Access Clips (100)	NZ-C340	655531



StealthNet Repair Twine

Use for invisible seams and to make minor repairs.

Black Net Twine (500')	NO-TWB10	
Stone Net Twine (500')	NO-TWS10	
White Net Twine (500')	NO-TWT10	



Net Scissors

A must on any netting job.

Net Scissors (ea.)	TO-S100	645226
--------------------	---------	------------------------





HVAC Protection Netting System

HVAC units provide birds with shelter (underneath the units), and a high perch to check out food and other opportunities (on top of the units).

Rooftop units can be difficult to protect. Installers generally screen off the bottoms, and put Daddi Long Legs on the top. The units need to be accessed for maintenance, and building owners generally don't like holes drilled in their roofs.

Our HVAC protection system offers many unique features:

- System protects top and space below the unit
- Corner Stand-off brackets raise net well above unit
- Brackets keep net away from the sides of the unit as well
- Brackets can usually mount to unit without screws
- Weighted hose secures to roof, no fasteners or holes necessary
- Hose can be lifted up for repair access
- Installed using most standard Bird Barrier items (StealthNet, cable, net-rings, tools etc.)
- Zippers can be installed for smaller access, or as pipes and other obstructions demand

Stand-off Bracket, 24"	HV-SO24	168770
Stand-off Bracket, 48"	HV-SO48	
Weighted Hose, 25 ft.	NR-WR25	115440

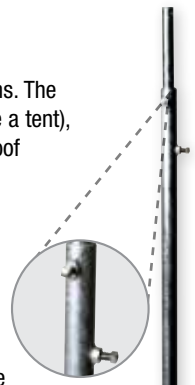


The telescopic support poles allow netting to be installed securely over the heads of workers and equipment.

Telescoping Support Poles

These poles can be used to build raised netting systems. The poles can be used to keep the center cable higher (like a tent), or to raise a whole net system above a flat roof, or a roof covered with HVAC equipment.

The top of the pole has four holes designed to accommodate both perimeter net cable and turnbuckles. This flexibility allows the pole to accommodate a wide range of possible installations. The bolts half-way-up the poles can be loosened to adjust the poles to the perfect height. By tensioning the cables equally in each direction, the flat base will simply sit in place. Protective neoprene pads insure no damage is done to the roof. Extend poles from 4.5 ft. to 8 ft. Each pole includes one protective pad.



Pole Cable Support, 4'5"-8'	HV-PO4	731748
Protective Pad	HV-PAD12	732729



StealthNet installed underneath pipes and beams in a newly constructed barn keeps all birds out. The zipper being installed allows access to the lights.



Installation Videos and more on birdbarrier.com

