


SOLAR PANELS

Block Every Square Inch

SOLAR PANEL EXCLUSION KITS

This innovative solar panel bird deterrent kit is designed specifically to keep all birds from getting under solar arrays, protecting the roof, wiring, and equipment from damage. Solar panels are being installed on commercial and residential roofs across America at an ever-increasing rate. These arrays provide perfect harborage for birds and other critters, and homeowners are desperate for a solution.



KITS WITH 1/2" MESH

25 ft. x 8 in. x 1/2 in. mesh and
20 Solar Panel Clips - SP-EX30

50 ft. x 8 in. x 1/2 in. mesh and
40 Solar Panel Clips - SP-EX35

MESH TIPS

Sealed - Cut the mesh into five-foot lengths. Then straighten with a 2 x 4 placed over the mesh length on a long end, so that it extends past the 2x4 by one inch. Now bend the mesh to about 30 degrees. This kick-out helps to lock the mesh firmly in place. Now the mesh is ready for the roof.

SOLAR CLIPS

Solar clips come in two different materials to attach mesh to panels. ABS plastic or Stainless Steel. Neither will cause damage or void warranties on panels.



Clips are recommended every 18 inches and don't require drilling holes or damaging the system.



ABS PLASTIC CLIPS



STAINLESS STEEL



Orange line above shows EGGXIT being rotated until it fits **without a gap**. The shape is odd so that it fits all styles of Spanish tiles.

EGGXIT

Fitting to Spanish tiles can literally double the labor time on a solar panel exclusion job. Cutting the wavy ups and downs is painstaking and inaccurate work. Our new egg-shaped "Spanish Tile Inserts", made from 1/2" PVC coated mesh, can be rotated, and bent, to fill every channel regardless of the shape or size. Zip tie or Hog Ring to the mesh for a secure hold.

EGGXIT - SPANISH TILE INSERTS 1/2" MESH

Spanish Tile Inserts (25) SP-EX25
Ringer Net Ring Tool TH-1500
9/16" Galv. Net Rings (2,500) TH-G150
9/16" S.S. Net Rings (2,500) TH-S150

ELFAST TRIGGER RINGE!
Pokes into mesh & blends mesh-to-mesh. See page 27.

NEW

SOLAR STIXX

Solar Stixx represents an entirely new approach to solar panel exclusion. Rather than install clips first, then long rolls of mesh, Stixx is a ready-to install unit.



UV stabilized plastic upper unit is fastened to the frame of the solar panel.



The polished stainless-steel falling pins that slide effortlessly up and down within the plastic housing to perfectly meet flat or irregular shaped roofs, like Spanish tile.

STIXX CAN BE INSTALLED TWO DIFFERENT WAYS:

Gluing with Bird Barrier Bond or securing with 3M-5925 double sided tape*

Whenever possible holes should not be drilled or screwed into the sides of solar panels, or their aluminum frames. The panels or components may be damaged, and warranties may be voided

Specifications

Stixx units are 19.7 inches in total length

80 parts per box, 131 feet

The space between the rods is ½ inch.

Max opening protected is 6.5 inches

Minimum opening protected is 3.25 inches

Plastic unit can be snapped along break-lines at every wire.

* Clean surface of Stixx with rubbing alcohol before attaching tape

