

**ALMOST INVISIBLE**

When seen from a distance of twenty feet or more Bird-Coil virtually disappears, and from fifty feet it's invisible.

**HOW IT WORKS**


Based on the simple premise that birds like a solid landing platform, Bird-Coil de-stabilizes the ledge, causing unwanted pigeons and gulls to take their mess elsewhere.

**HOW TO INSTALL**

Bird-Coil can be attached to any substrate using adhesive and our special coil clips. Install one clip per foot with Bird Barrier Bond or the appropriate screw and clip it in place. It's fast, easy and very secure.

**TOTALLY HUMANE**

Bird-Coil's smooth curves are completely harmless to both birds and unsuspecting workers needing access to ledges.



**Bird-Coil**

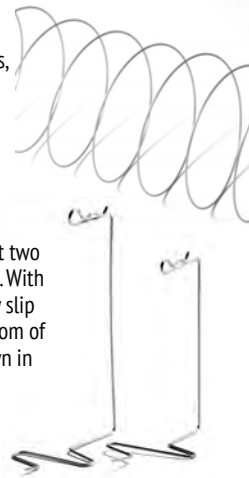
Ideal for rooftop perimeters and building ledges, the four-inch stainless steel Bird Coil expands to 25' length. Installation hardware sold separately.

- 4" Coil (25 ft.) CO-4000
- 5" Coil (25 ft.) CO-5000

**Coil End Posts**

The base of the bracket is configured to accept two screws or it can also be glued to the substrate. With the bracket screwed (or glued) in place, simply slip Bird Coil into the upper clip, then slip the bottom of Bird Coil under the end of the bracket as shown in the photograph to secure.

- Coil End Post - 4" (10) CO-P040
- Coil End Post - 5" (10) CO-P050



**Wood with Screws Kit**

Screw Bird Coil Clip 12" on center & attach End Brackets. Kit includes 23 stainless steel Bird Coil Clips, two End Brackets & 27 Wood Screws.

- Wood 4" Attach Kit (ea.) CO-K100
- Wood 5" Attach Kit (ea.) CO-K105



**Concrete/Masonry with Screws Kit**

Screw Bird-Coil clip 12" on center & attach end brackets. Kit includes 23 stainless steel Bird-Coil clips, 2 end brackets, 27 plastic anchors, 27 stainless screws.

- Concrete 4" Attach Kit (ea.) CO-K300
- Concrete 5" Attach Kit (ea.) CO-K305



**Sheet Metal with Screws Kit**

Screw Bird Coil Clip 12" on center & attach End Brackets. Kit includes 23 stainless steel Bird Coil Clips, two End Brackets & 27 Self-Tapping Screws.


- Metal 4" Attach Kit (ea.) CO-K200
- Metal 5" Attach Kit (ea.) CO-K205



**Adhesive (no drilling) Kit**

Glue Bird Coil Clip 12" on center & glue End Brackets. Kit includes 23 stainless steel Bird Coil Clips, two End Brackets & one 3.75 oz. tube of Bird Barrier Bond.

- Adhesive 4" Attach Kit (ea.) CO-K400
- Adhesive 5" Attach Kit (ea.) CO-K405



**Coil Fasteners in Bulk**

- The fastening systems are less expensive in bulk. 100/pkg.
- Coil Clip - S.S. (100) CO-C013
- Self Tap Screw, Wood/Metal (100) HA-S100
- S.S. Wood Screw (100) HA-S300
- Anchor for S.S. Screw (100) NI-NS12



See page 21 for Bird Barrier Bond and Super Bond.

**WHERE TO USE**

Long, exposed ledges, parapets, signs, beams, pipes

**TARGET BIRD**

Pigeon and larger

**BIRD PRESSURE**

Light - Medium

**MATERIAL**

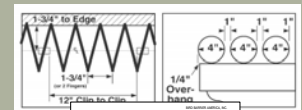
Stainless Steel

**INSTALLATION**

Base clips are glued or screwed to any surface

**INSTALLATION LEVEL**

Easy



Bird-Coil® Spec Sheets & Instructions  
Download at [birdbarrier.com/sheets](http://birdbarrier.com/sheets)