



The Pier

Optical Gel solves a stubborn pigeon problem


Page 24

Grid of bird control methods:

- TASTE
- SPIKES
- MESH
- GUTTERS
- COIL
- NETTING
- VISUAL
- POWERED
- DECORATIVE
- HIDDEN
- SOLAR
- PREP
- TRADE
- SAFETY
- WIRE
- AUDIO
- VISUALS
- TRAPS

Table of Contents

Total Exclusion



- 12 StealthNet®**
Exclusion netting protects structures from all species of pest birds.

Bird Barrier America, Inc.

800-503-5444
310-527-8000
Fax: 310-527-8005
20925 Chico Street
Carson, CA 90746
www.birdbarrier.com
bbasales@birdbarrier.com




Ledge Products



- 24 Optical Gel**
A multi-sensory, organic bird deterrent.



- 35 Dura-Spike™**
Economical Stainless Steel bird spike. Available in three sizes. Three-foot long base.



- 27 Bird-Coil®**
Almost invisible and soft to the touch, fast and easy to install.



- 37 Gutter-Point™**
Fast and easy to clip onto the outer edge of a standard rain gutter. Stainless steel.




- 28 Bird Shock® Flex-Track™**
Low-profile electrified track, conditions birds to leave permanently.




- 38 BirdSlide™**
Total ledge exclusion. Repels birds, nesting materials and other debris.



- 32 Tree-Shock™**
Flexible tubing wrapped with two stainless steel conductors repels birds and wildlife.



- 40 Birdwire®**
Tensioned wire between posts of varying heights.



- 34 Bird-Flite®**
The industry standard. Durable stainless steel spikes in Lexan base.



- 42 Tower Guard™**
Tensioned wire between posts of varying heights.

Pest Control Products

Cimi-Shield®



61

Rat-Out™ Gel



62

Border Control



62

Extension Poles



63

Table of Contents




Open Spaces



- 22 Gridwire™**
Tensioned steel cables suspended in various patterns to deter large aquatic birds.



- 23 Solar Panel Exclusion**
Innovative clip and mesh system keeps all creatures from getting under solar arrays.



- 26 Daddi Long Legs™**
Uniquely designed pinnacle and open-space protection.



- 44 Eagle Eye® & Pro-peller**
An optical bird scare device that deters birds by making use of the sun's rays.



- 46 Ovo Control® P**
A ready-to-use bait that controls the reproduction of treated birds.



- 48 Mist Nets**
Capture small birds inside buildings and release outdoors with this high quality range.



- 50 Traps**
Bird Traps can be used to catch Pigeons, Sparrows and Starlings.



- 54 Sound Deterrents**
Devices scare away birds using various sonic and ultrasonic waves.



- 54 Water Harrassment**
Chase or harrass birds and other pests with a quick blast of water.



- 55 Smell & Taste Deterrents**
Irritate birds' olfactory & taste senses to drive them away.



- 56 Visual Deterrents**
Reflective and holographic devices that scare birds away.



- 58 BatCone®**
One way doors for bats, rodents and birds.

PRODUCT INDEX

Anchors.....	17
Batcone.....	58
Bat Net.....	14
Bed Bugs.....	61
Bird-Coil.....	27
Bird-Flite.....	34
Bird Shock.....	28
BirdSlide.....	38
Bird Traps.....	50
Birdwire.....	40
Bond/Adhesive.....	21
Border Control.....	62
Cable.....	16
Chargers.....	31
Cimi-Shield.....	61
Clamps.....	17
Cleaning Solutions.....	60
Corner Attachments.....	17
Daddi Long Legs.....	26
Dissolve-it.....	60
Dura-Spike.....	35
Eagle Eye.....	44
Extension Poles.....	63
Fall Prevention.....	11
Ferrules.....	16
Flex-Track.....	28
Fly Away Laser.....	57
Girder Clips.....	18
Gutter-Point.....	37
Gridwire.....	22
Hardware.....	21
HVAC Nets.....	20
Intermediate Attach.....	18
Mist Net Kits.....	48
Multi Catch Trap.....	50
Netting.....	12
Netbolts.....	17
Net Cable.....	16
Net Magnets.....	19
Net Rings/Tools.....	15
Optical Gel.....	24
OvoControl P.....	46
Pro-Peller.....	44
PVC Coated Mesh.....	14
Rat-Out Gel.....	62
Screw Eyes.....	17
Smell+Taste Deterrents.....	55
Solar Panel Exclusion.....	23
Sound Deterrents.....	54
Spikes- Bird Flite.....	34
Spikes- Dura Spike.....	35
Squirrels.....	59
Stealthnet.....	12
Support Poles.....	20
Tower Guard.....	42
Traps.....	50
Training and Support.....	7
Tree-Shock.....	32
Turnbuckles.....	16
Ultra StealthNet.....	14
Visual Deterrents.....	56
Warranty Info.....	10
Water Harrassment.....	54
Wildlife Traps.....	53
Zippers.....	19


NEW PRODUCTS



Optical Gel STIQ

The only way to make Optical Gel better is to install it faster and win even more jobs (by keeping labor costs down). This clever tool snugly holds the dish with lid in its grip allowing the installer to press the dish in place and remove the lid quickly.

25



Optical Gel ZIP

A fast, easy and attractive way to attach Optical Gel to pipes, railings, vertical beam edges, etc. Slide the provided zip tie through the slot and zip to the tube, press the dish into the corner locks, and lift the lid. Done.

25

OptiCA™



OptiCA MAG™

Optical Gel reformulated into OptiCA just for Canada.

Bird Breezer - Motion Bird Scarer

A highly visible rotating device that deters approaching birds from landing nearby. The Bird Breezer is most effective when installed in direct sunlight and requires only a slight breeze to rotate. Ideal for rooftops, chimneys, parapets, pergolas, louvers as well as reducing bird-related crop damage in the agriculture.

45



Metal Solar Panel Clips

Building on the success of our plastic clip sets, Bird Barrier now offers metal pins and washers.

42



6" Wide Border Control

Our popular 12" wide roll is now joined by a narrower roll for applications where the 12" is just too wide. 60' x 12"

62



Digital Quoting Tools

Our website is Powerful, Useful and Informative!

Fast Product Finder » Quickly scan the entire range
Problems & Solutions » find solutions to jobs like yours
Latest News » New case studies posted weekly
Species Specific Solutions » In-depth solutions
Live Chat » Get help anytime from our tech experts
Mobile » All the features, in your pocket
Order Guidance » The system helps you pick everything you need

www.birdbarrier.com




Product Advisor www.birdbarrier.com/advisor

A fast and easy way to identify the best Bird Barrier product to solve the problem. Answer three simple questions and you will learn the best solutions, presented in order.

- 1) Kind of bird?
- 2) What are they doing?
- 3) Where are they doing it?

Product Advisor and Quick Quote are not apps, they are web pages that will run on any device.



Quick Quote www.birdbarrier.com/quickquote

Estimating a bird control project can be a lot of work, and take a lot of time. Bird Barrier's Quick-Quote does all that work in seconds, in a few simple steps:

- 1) Name the job and area
- 2) Select the product (see Product Advisor)
- 3) Enter dimensions
- 4) Enter Degree of Difficulty
- 5) Enter cleaning and lift rental costs (if known)
- 6) Enter hourly rate
- 7) Click Calculate

Bird Barrier's Quick Quote delivers an estimate, but not a final proposal. This estimate should be used to gauge the customer's interest, not make the final sale. The final quote should be made by an experienced bird control professional.

Quick Quote requires a user name and password on www.birdbarrier.com. If you don't have one please set one up.



New Webcast Remote Training



Tell us what you want to learn. We will customize a training class for your company.

Bird Barrier announces another first in bird control training – comprehensive remote training from our Los Angeles studio. Nine cameras capture the action from an assortment of angles. Our training includes site videos, photos, placement guidelines and live presentations from

the most knowledgeable experts in the industry. Call our offices to schedule your private session.

These classes can be presented to one group, or multiple locations at the same time. Attendees can ask questions, and follow along with their

co-workers.

Hands-on follow-along kits available for StealthNet, Bird-Shock, Optical Gel, or anything else your group wants to learn.

Installation Videos – Learn how to install Bird Barrier products right in your office.

Product Installation:

- | | | |
|-------------------------|--------------|---------------|
| » StealthNet | » Bird-Coil | » Traps |
| » Bird Shock Flex-Track | » Birdwire | » Batcone |
| » Bird-Flite Spikes | » BirdSlide | » Mist Nets |
| » Dura-Spike | » OvoControl | » Tree-Shock |
| » Solar Panel Exclusion | » Eagle Eye | » Optical Gel |

Start making money right away. Watch Bird Barrier's acclaimed installation videos and you will be ready to start a job right away. Learn:

- Where to use the product
- Spacing and other specifications shown in clear illustrations
- How to use special tools and equipment
- How to install the product
- Tips for faster and better installations

The videos are clear and visually stimulating as they were shot by a professional crew. The close-up shots of the detail work are clear and well lit.

These videos are an excellent tool for both installers and sales people as it clearly demonstrates what it takes to get the job done. A team could watch these together and have ample confidence to find, sell and install successful bird control systems.

birdbarrier.com/videos



Bird Control Training

Bird Barrier offers a wide variety of training classes for professional installers.

Introduction to Bird Control - 1 Hour

Learn the basics of bird species, bird pressure, deterrents and main points on starting a Bird Control program. This course, available at your location is ideal for Pest Control companies interested in incorporating bird control into your services. Available in-person or Webcast.

Optical Gel Selling and Installation - 1 Hour

No more excuses, now anyone can do profitable effective bird work. This exciting new UV technology approach is changing the bird control industry. Even entry level pest control professionals with no bird control experience have a great opportunity to start a bird control business. Large projects out of customer budget range can now be solved using Optical Gel as a short term solution that customers need. Learn proper prep and install as well as selling strategy that you can start immediately. Once you have your first documented successful install, become eligible to qualify as a preferred vendor and receive residential leads for Optical Gel projects.

Hands-On Technical Training - 4 Hours

Designed for technicians and installers, this class provides training for several common bird control deterrents and new products. Use actual products in simulated field situations using all the tools required for proper installs. Prep, clean up, ledge products, shock systems and bird netting in a fun competitive atmosphere to encourage awareness of time efficiency to lower labor costs.

Bird Control Sales Training - 4 Hours

Designed for any person who presents bird control solutions to customers or decision makers. Owners, branch managers, route supervisors, technicians and independent business entrepreneurs who are interested in developing a profitable bird program will benefit greatly from this class. Successful selling of pest bird solutions require a very specific understanding of customer needs, bird behavior, proper strategy, and client education communicating realistic and predictable expectations. Learning follow-up on proposals is a key element to our sales training courses.

Training Schedules:

www.birdbarrier.com/bird-control-training



Everything You Need to Know, All in One Class

Hands on Technical and Sales Training Class - Full-Day Certification:

Let's face it, finding and selling \$12,000 bird jobs is not necessarily an easy proposition. The facility owner must understand the cost of the problem, and the installer must be able to convince them that the bird job is really an investment in their facility's long-term welfare. For professionals used to selling recurring services, a one-time sale offers challenges.

Evaluate, Solve and Sell Bird Control Projects

Birds are intelligent creatures that present a problem for thousands of building owners, and an opportunity for you. This class gives you the tools to successfully plan and implement a bird control program for your customers. Sales training and marketing ideas are also included. Gain the advantage you need with our one-day, hands-on class. Become a Certified Bird Control Specialist.

You will Learn:

- Bird behavior
- Controlling pest birds
- Damage and diseases
- What attracts birds to certain sites
- Mechanical ledge products
- Exclusion Netting
- Safety and cleaning
- Site Evaluation
- Bidding Jobs and writing proposals
- Making a healthy profit in bird control
- Creative ways to market your services
- How to pre-qualify the customer over the phone
- Tips for the meeting and site evaluation
- How to explain the cost of the problem to the customer
- How to agree on a scope of work
- How to present a professional proposal
- Tips for keeping the deal alive with follow up techniques
- How to close the sale

All classes are hosted regularly in Carson, CA and other locations across North America. Private group training is available for your bird team, tech staff or entire branch location.



Getting Started

Starter Tool Kit

You'll have everything you need to get started in the lucrative business of bird control.

One of the single-most important aspects of a successful bird control business is tools and hardware. Virtually all installations depend upon the right tools and having the right hardware to match the substrate. Bird Barrier has assembled a comprehensive collection of tools, products, fasteners and adhesives, offering them at an extremely reasonable price, so you will have what you need to get started in the lucrative bird control business. All tools and hardware in the kit are displayed throughout the catalog.



Tool & Hardware Starter Kit KT-301



Flex-Track Starter Kit

This kit includes Carrying Case for Starter Kit, Bird-Shock Flex-Track, Black (50ft), Bird Shock Charger 120V (ea), Digital Track Tester (ea), Flex Track Lead Out Wire, Black (50ft), Black Plastic Wire Guides Small (100pk), Connector Crimp Tool (ea), Deluxe Wire Stripping Tool (ea), Bird Shock Warning Labels (10pk), NEW Bird Barrier Bond 10.1 oz (ea) Dripless Ergonomic Caulk Gun (ea), Flex-Track Straight Connectors (20pk), Flex-Track Corner Connectors (10pk), Class Binder, Webinar Voucher, Flex-Track Instructional DVD.

Flex-Track Starter Kit KT-201

StealthNet Starter Kit

This kit includes Carrying Case for Starter Kit, Black 1-1/8" StealthNet, 1/2" Cable Galvanized (250ft), 2.5mm Aluminum Ferrules (100pk), Turnbuckle Galvanized, Small (10pk), Multi-Use Cable Bracket (100pk), Self-Tapping Screw Small Galv. (100pk), Magnetic Nut Setter 1/4in (ea), 1ft StealthNet Zipper Black (ea), Net Scissors - Heavy Duty (ea), Cable Cutters Heavy Duty (ea), Ratchet Crimping Tool (ea), Net Ring Tool (ea), Net Rings Galvanized (2500), StealthNet Instructional DVD, Class Binder, Webinar Voucher.

StealthNet Starter Kit KT-101



Certified Installer Hats and Shirts

Call to order: 800-503-5444



Identifying Bird Species

Pigeon



LEDGES

Bird Shock® Flex-Track™, Dura-Spike™, Optical Gel Bird-Flite®, BirdSlide™, Birdwire®, Bird-Coil®

OPEN SPACE Daddi Long Legs™, Eagle Eye®, Ovo Control® P

ENCLOSED AREAS

StealthNet®

RAIN GUTTERS

Gutter-Point™

Woodpecker



OPEN SPACE

The Intimidator, Audio/Visual Deterrents, Optical Gel

ENCLOSED AREAS

StealthNet®, The Intimidator,

Sparrow



LEDGES

BirdSlide™, Bird Shock® Flex-Track™, Optical Gel

OPEN SPACE

Sparrow Trap

ENCLOSED AREAS

StealthNet®

INTERIOR AREAS

Mist Nets, Sparrow Trap

Turkey Vulture



LEDGES

BirdSlide™, Bird Shock® Flex-Track™, TowerGuard™

OPEN SPACE

Gridwire, 2 or 4 in. StealthNet

Starling



LEDGES

BirdSlide™, Bird Shock® Flex-Track™, Optical Gel

OPEN SPACE

Audio Deterrents, Eagle Eye®, Traps

ENCLOSED AREAS

StealthNet®, Mist Nets

Grackle



LEDGES

BirdSlide™, Bird Shock® Flex-Track™, Optical Gel

OPEN SPACE

Audio/Visual Deterrents, Eagle Eye®

ENCLOSED AREAS

StealthNet® **RAIN GUTTERS**

Gutter-Point®

Gull



LEDGES

Bird Shock® Flex-Track™, Dura-Spike™, Optical Gel Bird-Flite®, BirdSlide™, Birdwire®, Bird-Coil®

OPEN SPACE Audio Deterrents, Daddi Long Legs™, Eagle Eye®, Gridwire

ENCLOSED AREAS

StealthNet®

RAIN GUTTERS

Gutter-Point™

Crow



LEDGES

Bird Shock® Flex-Track™, Dura-Spike™, Optical Gel, Bird-Flite®, BirdSlide™, Birdwire®, Bird-Coil®

OPEN SPACE

Audio Deterrents, Eagle Eye®

ENCLOSED AREAS

StealthNet®

RAIN GUTTERS

Gutter-Point™

Goose



OPEN SPACE

Audio/Visual Deterrents, Avian Control, OvoControl, Optical Gel

ENCLOSED AREAS

StealthNet®

Swallow



LEDGES

BirdSlide™, Bird Shock® Flex-Track™, Optical Gel

ENCLOSED AREAS

StealthNet®

UNDER EAVES

Bird Shock®, StealthNet®, BirdSlide™, Polycarbonate Strips

Enclosed Areas



12

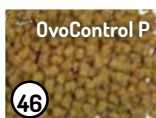
Open Areas




26



44



46



50



54



55



56

Ledges



24



28



34



35



37



27



38



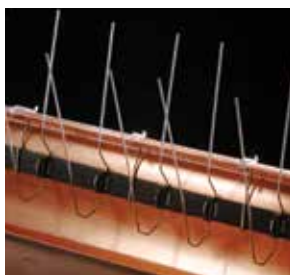

40

Product Warranties

Bird Barrier America, Inc. uses the finest materials available to insure long lasting protection. Our products are the best in the industry and deliver many years of bird-free solutions. No guarantees are stated as to the effectiveness of any Bird Barrier product. It is incumbent on the installer to make sure the correct products are installed. If the wrong product is put in the wrong place it will not deter birds. Bird Barrier's technical staff is happy to consult with our customers to insure the best products are selected.

Bird Barrier's warranty covers the following products for the following terms and conditions.

- Black StealthNet®: Ten years materials, workmanship and ultraviolet degradation limited warranty*
- Stone (beige) StealthNet®: Three years materials, workmanship and ultraviolet degradation limited warranty*
- StealthNet® Hardware: Stainless steel, five years against debilitating corrosion. Galvanized, two years against debilitating corrosion.
- Bird-Flite® Spikes and Gutter Point Spikes: Five years against debilitating corrosion and ultraviolet degradation.
- Dura-Spike®: Ten years against debilitating corrosion
- BirdSlide™: Two years against debilitating ultraviolet degradation
- Bird Coil® and related hardware: Five years against debilitating corrosion
- Birdwire® and related hardware: Five years against debilitating corrosion and ultraviolet degradation
- Bird-Shock® and Tree-Shock: Five years against debilitating corrosion and ultraviolet degradation
- Bird-Shock® Charger Units: Two years functionality if installed according to owner's manual. Batteries one year.
- Daddi Long Legs®: Five years against debilitating corrosion and ultraviolet degradation
- Eagle Eye™: One year warranty against mechanical failure and ultraviolet degradation.
- OvoControl®: No warranty
- Optical Gel: No warranty
- Adhesives: Products that utilize adhesive must be installed with Bird Barrier Bond: five year warranty, or E6100: one year warranty). Any substitute adhesive voids all warranties.



* StealthNet® Limited Warranty: StealthNet is warranted by Bird Barrier America, Inc., on a repair or replacement basis only, at its option, for the period of years as outlined above, after original purchase from Bird Barrier America, Inc., by an authorized distributor, or installation date by installer against any defects in materials and workmanship. All warranty replacements shall

be free of cost during the warranty period. This warranty does not include damage caused by improper installation, natural disasters, abuse, misuse, negligence, modification, accident or improper handling. Upon presentation of a representative sample of the affected product along with proof of purchase Bird Barrier America, Inc. will either repair, replace or provide a comparable new product. In some cases the repairs shall be made to the netting while it is still installed; therefore the netting must not be removed from the treated area without written instructions from Bird Barrier America, Inc.

Replacement of any of the items listed above is at the discretion of Bird Barrier America, Inc.

THESE WARRANTIES CONSTITUTE ALL OF THE WARRANTIES WITH RESPECT TO THE SALE OF PRODUCTS INDICATED. BIRD BARRIER AMERICA, INC., EXPRESSLY DISCLAIMS ALL OTHER WARRANTIES, WHETHER EXPRESSED OR IMPLIED, INCLUDING ANY IMPLIED WARRANTY OF MERCHANTABILITY OR FITNESS FOR A PARTICULAR PURPOSE, AND BIRD BARRIER AMERICA, INC., NEITHER ASSUMES NOR AUTHORIZES ANY OTHER PERSON TO ASSUME FOR IT ANY LIABILITY IN CONNECTION WITH THE SALE OF THESE PRODUCTS. IN NO EVENT WILL BIRD BARRIER AMERICA, INC. BE LIABLE FOR ANY SPECIAL, INCIDENTAL OR CONSEQUENTIAL DAMAGE WHETHER OR NOT FORESEEABLE. BIRD BARRIER'S WARRANTIES COVER PRODUCT REPLACEMENT ONLY. PRODUCT INSTALLATION/RE-INSTALLATION COSTS ARE NOT COVERED IN THE PRODUCT WARRANTIES.

Installation of products in a different manner than prescribed in our specifications, written or video instructions automatically voids all warranties. All claims must be submitted in writing and must contain a copy of the original invoice from Bird Barrier America, Inc. or an authorized distributor. Please direct all problems or claims in writing to:

Limited Product Warranty

Bird Barrier America, Inc.

20925 Chico Street, Carson, CA 90746, USA

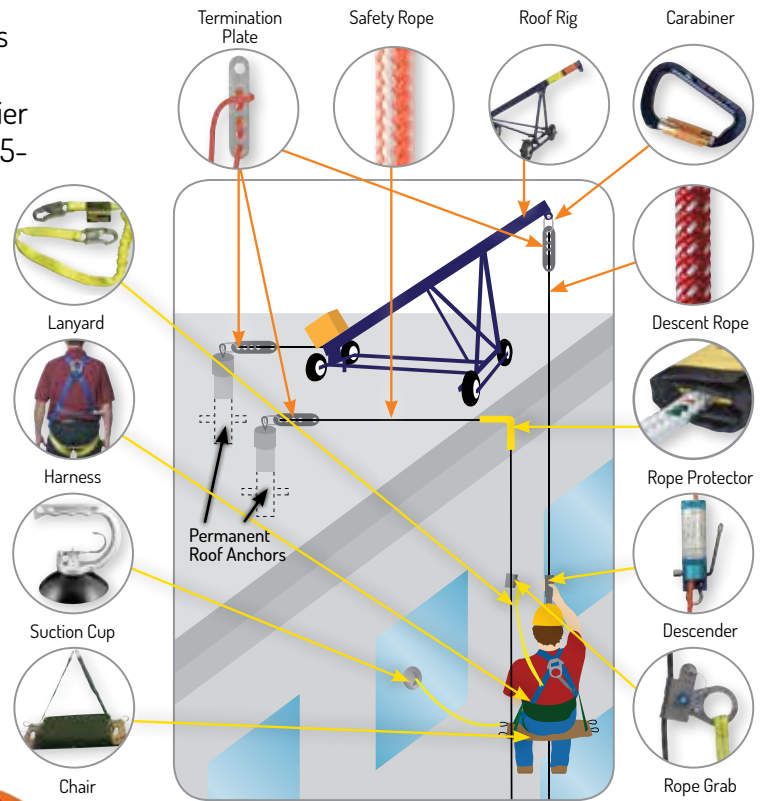
(310) 527-8000 - Fax: (310) 527-8005

© Copyright 2020 Bird Barrier America, Inc.

Fall Protection for Bird & Pest Control Pros

Fall prevention equipment is required in many instances where professionals are accessing rooftops, sides of buildings, or utilizing access equipment (lifts). Bird Barrier carries a complete range of equipment. Download our 15-page Safety Catalog to see the complete range.

birdbarrier.com/safety-and-high-rise-gear.html



GEAR UP

6-Point 3-D Depth Suspension Lid - ANSI/ISEA Z89.1-2009, Type I, Class C

Mesh Vest - ANSI/ISEA 107-2010



Talk to an Expert. We will help you succeed. 800-503-5444.

StealthNet®

WHERE TO USE

Any enclosed or semi-enclosed area, opening or configuration where pest birds are to be excluded, including open beam structures, loading docks, buildings facades, courtyards, bridges, etc.

TARGET BIRD

All species

BIRD PRESSURE

Heavy

MATERIAL

Polyethylene twine and stainless steel installation hardware

INSTALLATION

Netting attached to pre-installed cable system

INSTALLATION LEVEL

Involved



VIDEO



StealthNet secured to a large barrier around rooftop HVAC equipment.



An intricate installation around pipes keeps birds from entering the protected space.



A hospital courtyard is protected from pigeons by 2" StealthNet suspended overhead.

Almost Invisible

StealthNet is available in black, stone (beige). The netting is composed of very thin, ultra-strong, knotted strands of polyethylene twine.

Long-Lasting

StealthNet is manufactured using the most advanced technology in the world, and has been developed to withstand a wide range of environmental conditions. Polyethylene is the most ultra-violet resistant netting material available and StealthNet has extra ultraviolet stabilizers added in its raw materials, creating a durable, long-lasting net.

Installation

StealthNet can be installed using a variety of fasteners created specifically for your building's needs. Whether it's masonry, steel or wood, we offer a discrete suspension system for a maintenance-free permanent installation.

Totally Humane

StealthNet provides a harmless, impenetrable barrier against all pest birds.

The Benefits of StealthNet

Six strands of polyethylene, each 12/1000 in. (hence the name 12/6), are wrapped rope-like into one strong, rot-resistant, U.V. protected twine. With a breaking strength of 52 lbs. per twisted strand, StealthNet is the strongest polyethylene netting available in the world.

StealthNet's U.V.-treatment and color pigmentation are embedded in the composition (not just dipped), making the net more resistant to the effects of the sun with a more consistent coloring throughout.

Benefits

- » Effective against all bird species
- » Highly resistant to ultraviolet rays
- » Flame-resistant (also available flame-proof, pg. 14)
- » Available in a variety of colors
- » Available in 7 standard and cut to your custom sizes
- » Nearly invisible in most situations
- » Low-profile installation system
- » Twine is twisted and knotted
- » Will not rot or absorb water
- » Protecting structures worldwide
- » Specified on historical properties

Warranty

Black StealthNet: 10 years

Stone StealthNet: 3 years

Extended warranties for indoor applications are available. See page 11 for more details.



StealthNet installed horizontally under a courthouse ceiling. The cable and clip allows workers to attach banners below the netting.

FOUR SIZES OF STEALTHNET OFFER COMPLETE EXCLUSION.

2 in. Mesh

Pigeons and larger birds



1-1/8 in. Mesh

Starlings, grackles, blackbirds, etc.



StealthNet Colors




Stone

Black

3/4 in. Mesh

Sparrows, swallows & other small birds



Heavy Duty



Standard

Use Standard netting for jobs under 25' x 25'.
Use Heavy Duty nets for larger jobs.

For gulls and other aquatic birds. It is generally installed horizontally over roofs and bodies of water.

Mesh Size	Black	Stone
3/4 in. ULTRA	✓	
3/4 in. Standard	✓	✓
3/4 in. Heavy Duty	✓	✓
1-1/8 in. Standard	✓	✓
2 in. Standard	✓	✓
4 in. Standard	✓	

Installation of Nets

StealthNet is attached to a 5/64-inch (2mm) perimeter cable which is supported by a wide variety of intermediate and corner attachments designed for masonry, wood or steel. The cable is tensioned using turnbuckles and the netting is attached to the cable using net rings.

Corner Attachment, p. 17 Turnbuckle, p. 16 Perimeter Cable, p. 16



Net Ring, p. 15 Ferrule, p. 16 Intermediate Attachment, p. 18


SIZES	25' x 25'	25' x 50'	25' x 75'	50' x 50'	50' x 75'	50' x 100'	100' x 100'
3/4" Standard							
Black	N1-B110	N1-B120	N1-B130	N1-B220	N1-B230	N1-B240	N1-B310
Stone	N1-S110	N1-S120	N1-S130	N1-S220	N1-S230	N1-S240	N1-S310
3/4" Heavy Duty							
Black	N1X-B110	N1X-B120	N1X-B130	N1X-B220	N1X-B230	N1X-B240	N1X-B310
Stone	N1X-S110	N1X-S120	N1X-S130	N1X-S220	N1X-S230	N1X-S240	N1X-S310
1-1/8"							
Black	N2-B110	N2-B120	N2-B130	N2-B220	N2-B230	N2-B240	N2-B310
Stone	N2-S110	N2-S120	N2-S130	N2-S220	N2-S230	N2-S240	N2-S310
2"							
Black	N3-B110	N3-B120	N3-B130	N3-B220	N3-B230	N3-B240	N3-B310
Stone	N3-S110	N3-S120	N3-S130	N3-S220	N3-S230	N3-S240	N3-S310
4"							
Black						N4-B240	N4-B310

Custom-Cut Nets

Custom-cut nets are available in sizes up to 100 x 200 ft.
The cutting fee is included in the price per square foot.



No-Flame Net • Bat Net • Metal Mesh



Ideal for:


- » Condos/Apartments
- » Hotels
- » Aircraft Hangars
- » Warehouses
- » All sensitive applications

Conforms to NFPA 701
Demand the Blue Strand!

No-Flame StealthNet

Bird Barrier's No-Flame StealthNet conforms to NFPA 701, which states that the net is self extinguishing (it will put itself out after being exposed to an open flame). This net is ideal for interior applications like airplane hangars, sports facilities and other sensitive areas. It is also ideal for netting jobs around residential settings, like condos and apartment buildings. The No-Flame StealthNet is distinguished by a blue strand twisted in with the black strands.

3/4" Black Flame-Proof 25' x 25'	NIF-B110
3/4" Black Flame-Proof 50' x 50'	NIF-B220
3/4" Black Flame-Proof 50' x 100'	NIF-B240



3/8"

Bat Net

Special knotted netting just for bats. Our 3/8" polyethylene knotted mesh is ideal for all bat species, and is far stronger than other nets available. The black mono-filament withstands ultraviolet radiation extremely well, and is very hard to see when installed in shadowed areas. Another great feature is the large sizes available so any bat exclusion is possible with a single sheet, eliminating the need for seams.

StealthNet for Bats 10' x 10'	N8-B100
StealthNet for Bats 10' x 25'	N8-B105
StealthNet for Bats 25' x 25'	N8-B110
StealthNet for Bats 25' x 50'	N8-B120
StealthNet for Bats 50' x 50'	N8-B220




Ultra StealthNet

Bird netting, when installed correctly, is very hard to see. Often, the customer can't even see it on their own facility. But sometimes, even that isn't good enough. For those cases, Bird Barrier introduces ULTRA StealthNet.

- » Only 16% the thickness & weight of Standard
- » Only 11% the thickness & weight of HD
- » Stronger than Standard netting
- » 10 yr. guarantee against UV breakdown
- » Less wind resistance

Ultra StealthNet 5 x 25 ft.	N5-B075
Ultra StealthNet 15 x 25 ft.	N5-B080
Ultra StealthNet 15 x 50 ft.	N5-B085
Ultra StealthNet 25 x 25 ft.	N5-B110
Ultra StealthNet 25 x 50 ft.	N5-B120
Ultra StealthNet 50 x 50 ft.	N5-B220



1/2"

Stainless Steel Wire Cloth

This high quality stainless steel hardware cloth is meant for difficult Bat exclusion projects. The mesh is on 1/2" centers and offers an effective long lasting exclusion screen where other products might fail. Four feet wide, this mesh is available custom cut in 1 foot increments (min. order 4 sq. ft.) and is cut to your order. Lengths up to 100' long are available in a single piece. Please obtain delivery quotes for large orders.

S.S. Wire Cloth (per sq. ft.)	N8-SS50
-------------------------------	---------

Black PVC-Coated Galvanized Mesh



Black PVC-coated, 19-gauge, 1/2" wire mesh offers an effective long lasting exclusion screen where other products might fail. Available in three widths (6", 8", 12") and custom cut per square foot (four foot wide and 1 foot increments). It can be bent into custom shapes and glued or screwed in place.

1/2" Mesh

4' Wide, by sq. ft.	N8-PV05
8" x 25' Roll	SP-EX50
8" x 50' Roll	SP-EX55
6" x 100' Roll	N8-PV10
12" x 100' Roll	N8-PV15

1" Mesh

8" x 25' Roll	SP-EX60
8" x 50' Roll	SP-EX65



Solar Panel Exclusion Kits, See page 23

Net Ring and Net Ring Tools



Hand Net Ring Tool

The standard tool for attaching netting to cable, it accepts a cartridge of 50 net rings for fast and easy use.

- Great for small jobs
- Light (0.5 lbs.)
- Affordable (relative to the other tools)
- Very maneuverable
- Fast and easy to re-load

Net Ring Tool	TH-1000
Galv. Net Rings (2,500)	TH-G100
S.S. Net Rings (2,500)	TH-S100



Net rings hold the netting to the cable and are applied using one of four tools. Each tool has distinct features; most professionals have at least two of the following tools in their tool box.



Net ring tools make small, metal loops that connect netting together, or hold netting to the cable.

Pneumatic Net Ring Tool

These fast operating tools are a must on large netting projects. They will save you time and money. They run off a compressor and hold 100 rings and uses the 1/2-inch ring size. Pneumatic rings are packed in 10,000 rings/box. Requires a 95 PSI-capable compressor.

- Fast and reliable
- Agile nose gets into tight spaces
- Holds 100 rings
- 2.8 lbs.




Net Ring Tool, 1/2" Net Rings	TH-2000
1/2" Galvanized Rings (10,000)	TH-G200
1/2" S.S. Rings (10,000)	TH-S200
3/4" Galvanized Rings (10,000)	TH-G300
3/4" S.S. Rings (10,000)	TH-S300

Black Rings for Hand Net Ring Tool (above)

For the first time in the industry, black rings are available for the P7 hand ringer. Now you can cut way down on the visibility of rings on all black netting projects.

- Make invisible seams
- Almost invisible perimeter cable
- Invisible repairs

Black Net Rings (2,500)	TH-B100
-------------------------	---------



"Ringer" Net Ring Tool

"Ringer" uses a 9/16" net ring and has a handle like grip that helps eliminate hand, wrist and forearm fatigue when the job requires a lot of net rings.



Net Ring Tool, 9/16" Net Rings	TH-1500
9/16" Galv. Net Rings (2,500)	TH-G150
9/16" S.S. Net Rings (2,500)	TH-S150

SignWrap™

SignWrap™ stops birds from nesting behind sign letters. When customers are concerned about the look of a sign being wrapped with netting SignWrap™ easily wraps and contours nicely around sign letters stopping birds from making nests between the letters and the wall structure they are mounted to. Works great with Optical Gel® in stopping birds from using sign letters for nesting areas. Heavy duty powdercoated galvanized steel, very rust resistant. Sold in black or white stock colors 160 linear feet per box, includes fasteners. Optional custom colors are available.

Black SignWrap™, 160 ft.	SD-SW10
White SignWrap™, 160 ft.	SD-SW20



Tensioners • Cable • Tools

Selecting the Right Turnbuckle

The cable must be tensioned properly to insure a secure installation. Use small turnbuckle for cable runs under 25 ft., medium turnbuckle for runs 25 to 75 ft., and large turnbuckle for runs over 75 ft.

Galvanized Turnbuckles

Use galvanized for dry, salt-free climates with galvanized net rings and net cable. 10 per pack.

Sm. Turnbuckle Galv. (10)	NT-G100
Med. Turnbuckle Galv.(10)	NT-G200
Lg. Turnbuckle Galv. (10)	NT-G300



Stainless Steel Turnbuckles

Stainless steel is best for wet or salty climates. Use with stainless steel cable and net rings. 10 per pack.

Sm. Turnbuckle S.S. (10)	NT-S100
Med. Turnbuckle S.S. (10)	NT-S200
Lg. Turnbuckle S.S. (10)	NT-S300



Net Cable

Our 5/64" (2mm) diameter 7x7 construction cable is the standard for perimeter support. It is available in galvanized or stainless steel. Stainless steel is recommended for installation in heavy moisture, chemical environs or salt-laden air.

Net Cable Galv. (250 ft)	NC-G250
Net Cable Galv. (500 ft)	NC-G500
Net Cable S.S. (250 ft)	NC-S250
Net Cable S.S. (500 ft)	NC-S500



Ferrules

These high-quality ferrules are designed for 5/64" (2mm) cable. Aluminum for galvanized cable and copper for stainless steel. Two ferrules should be used per cable loop attachment. A special ratchet crimp tool is necessary. 100 per pack.

Copper Ferrules 2.5mm	NC-N100
Alum. Ferrules 2.5mm	NC-N200



Use two ferrules at every end or loop for added security

Cable Cutter

The sharpest, longest-lasting and easiest tool to use for cutting heavy-duty cable. The overlapping heads give a clean cut up to 5/32" (4mm). The tool features a spring loaded rubber grip handle and a security locking latch.

Cable Cutter (ea.)	T0-CC10
--------------------	---------



Ratchet Crimper

Each cable-end must have a strong loop to secure to a turnbuckle or cable-end fastener. The powerful ratchet crimper and ferrules offer the strongest, most discreet system. Use 2 ferrules at each loop for long-lasting hold.

Ratchet Crimper (ea.)	TN-R100
-----------------------	---------



Heavy Duty Installation

Heavy duty cable and ferrules **should be used on oversized or extra-heavy applications only**. If heavy forces from wind or snow are anticipated this heavy duty hardware should be considered. Call our experts for more information.

Heavy Duty Net Cable

This 5/32-inch cable should be used where extra strength is desired such as where StealthNet is not supported for runs of 100 feet or more.

Galvanized (500 ft.)	NC-G532
Stainless Steel (500 ft.)	NC-S532



Heavy Duty Eye Bolt

When adding extra tension to heavier cable it's important to use a corner anchor that will not bend or break.

Heavy Duty Eye Bolt (10)	NB-EB30
--------------------------	---------



Heavy Duty Ferrules

These ferrules are to be used with the heavy duty net cable. Use two per end/loop end and crimp twice per Ferrule 100 per pack.

5/32-inch Ferrules	NC-N500
--------------------	---------



Heavy Duty Crimper

Use this tool with heavy duty ferrules.

Crimp Tool	TN-R300
------------	---------



Corner Attachments • Hardware

The Importance of Corner Attachments

The most important part of a netting job is the corners (where the cables end or turn corners) due to the tension applied by the turnbuckles and the weight of the net. Strong cable-ends and corners are achieved using the correct selection from a wide variety of anchoring systems enabling you to secure the system to any substrate.



Netbolts - Galvanized

This high-load bearing expansion bolt is the perfect anchor for most masonry, stone or concrete corner/end attachments. Use the smaller M6 for cable runs under 100' and the larger M8 for runs over 100'. 10 per pack.

Netbolt M8 Galv. (10)	NB-M8G0
14mm Drill Bit (for M8)	TB-S140
Netbolt M6 Galv. (10)	NB-M6G0
12mm Drill Bit (for M6)	TB-S120



Netbolts - Stainless Steel

High grade stainless steel expansion bolt for masonry, concrete or stone. 10 per pack.

Netbolt M6 S.S. (10)	NB-M6S0
10mm Drill Bit	TB-S100



Eye Bolt with Nut

Corner/end attachment for an I-beam or other thick metal.

Eye Bolt - Galv. (20)	NB-EB10
Eye Bolt - S.S. (10)	NB-EB20



Screw Eyes - Heavy Duty

Ideal for cable ends and corners when anchoring in wood.

Screw Eye H.D. Galv (50)	NB-SE10
Screw Eye H.D. SS (20)	NB-SE20




Ideal as Corner & Intermediate Attachments

Multi-Purpose Cable Brackets

These versatile stainless steel brackets can be used as a corner or intermediate attachment, and installed as a permanent fixture or as a quick-release cable holder. 100 per pack.

A) With Hilti Pin	NI-CB15
B) Bracket w/13/64" Hole	NI-CB10
C) Bracket w/1/4" Hole	NI-CB25



Mini Netbolts

Corner attachment for smaller net jobs (cable runs under 25 feet). Drill an 8mm hole, insert the bolt and turn the eye for a solid hold. Zinc passivated or stainless steel. 10 per pack.

Mini Netbolt Galv. (10)	NB-MBG10
Mini Netbolt S.S. (10)	NB-MBS10
8mm Drill Bit (for both)	TB-S080



Metal-Hit Anchor

Use this anchor to attach multi-purpose brackets to concrete, brick or cement block. Hitting the pin with a hammer locks the part in place. 100 per pack.

Metal-Hit Anchor (100)	NI-SP02
4.8mm Drill Bit	TB-S048



Girder Clamp

For steel up to 2" thick. Bolt on an I-beam or flat steel and attach your cable or turnbuckle directly to it. 10 per pack.

Girder Clamp - S.S. (10)	NB-GC00
--------------------------	---------



Heavy Duty Steel Clamp

This clamp defines the term "heavy duty." Your best bet for larger net installations, this clamp can hold up to 630 lbs. of tensioned weight. Bolt to an I-beam or other steel structure and run your cable inside the jaws. Opens up to 2". 4 per pack.

H.D. Steel Clamp (4)	NB-GC10
----------------------	---------



Drill bits, glue, glue-guns, screws, pins, tools, see p. 21

Hilti .27 Shot

Hilti's powder-actuated tools are powered by easy-to-use shot cartridges. Simply insert the cartridge up through the bottom of the tool, and they are in place and ready to go. Bird Barrier carries the heavy charge (red) because the tool is adjustable and can be backed down to much less power if necessary. Ten shots per strip, 100 shots per pack.

Hilti Shot	T0-H250
------------	---------



Intermediate Attachments

The Importance of Intermediate Attachments


Intermediate attachments hold cable against the wall between corner attachments.

We recommend:

2" netting = one every 2-3 feet

1-1/8" netting = one every 2 feet


3/4" netting = one every 1.5 feet



Multi-Purpose Cable Bracket

This versatile stainless steel bracket can be used as a corner or intermediate attachment, and installed as a permanent fixture or as a quick-release cable holder.

A) With Hilti Pin	NI-CB15
B) Bracket w/13/64" Hole	NI-CB10
C) Bracket w/1/4" Hole	NI-CB25



See photos of this in use on page 13.

Split Pins and Anchor Rivets

One of the strongest and most discreet intermediate attachment systems available for stone, masonry or brick. Insert the Anchor Rivet into a pre-drilled hole and hammer the Stainless Steel Split Pin home. Thread the cable through the hole in the Split Pin. Different lengths are available depending on the substrate integrity and use.

Anchor Rivet 1" (100)	NI-AR10
Split Pin 1" (100)	NI-SP10
Anchor Rivet 1.5" (100)	NI-AR15
Split Pin 1.5" (100)	NI-SP15
6.5mm Drill Bit	TB-S065

(for both Anchor Rivets)



Net Spike

This hammer-in attachment is the strongest attachment available for stone, concrete or solid brick. Does not require a plastic anchor sleeve, the bent shaft holds it securely in place. Zinc or Stainless Steel coated.

Net Spike (100)	NI-SP00
Net Spike SS (100)	NI-SP05
4.8mm Drill Bit (for both)	TB-S048

Net Loop

Low profile, stainless steel intermediate attachment for wood or sheet metal. Secure with self tapping screw.

Net Loop (100)	NI-WC20
----------------	---------



Lag Screw

Screw directly into wood, or use with an anchor for masonry.

Stainless, Sm. (100)	NI-NS10
Anchor, Sm. (100)	NI-NS12
Galvanized Lg. (100)	NI-NS25




Lag Screw Driver

Drive our Lag screws into wood and plastic anchors with this tool that fits into the chuck of your hand drill.

Lag Screw Driver (ea.)	TB-SP10
------------------------	---------


Girder Clips

This strong, hammer-on clip allows for cable attachment to steel beams. Hammer the clip on to the edge of an I-Beam. Available in galvanized and Stainless Steel. Galvanized - Run the cable inside the jaws (not the hole). Stainless Steel - Run the cable through the hole.



Stainless Steel

A) 3/32"-9/64" (100)	NI-GC10
B) 1/8"-1/4" (100)	NI-GC20
C) 5/16"-1/2" (100)	NI-GC30
D) 9/16"-3/4" (100)	NI-GC40
E) S.S. 1/8" - 1/4" (100)	NI-GCS20
F) S.S. 5/16" - 1/2" (100)	NI-GCS30
G) S.S. 9/16" - 3/4" (100)	NI-GCS40



Hilti Loop - Open and Closed

Constructed of high quality, zinc-plated steel, the Hilti Loop is an easy-to-use attachment for stone, concrete and brick. Drill a hole and hammer it home. Open option for removable nets.

Hilti Closed Loop (100)	NI-H100
Hilti Open Loop (100)	NI-H200
8mm Drill Bit (for both)	TB-S080



Kwik Tog & Eye Loop (for Stucco)

Stucco is one of the most challenging substrates for bird control. This durable plastic attachment affords a solid base for the screw eye. Drill a 3/8" hole, insert the Kwik Tog so it expands behind the stucco.

Kwik Tog & Eye Loop (50)	NI-KT10
--------------------------	---------



Thin Wire Net Clip

Great for small jobs, this stainless steel clip attaches netting to a structure without running cable. Not recommended for jobs over 5' x 5'.

Thin Wire Net Clip (100)	NI-WC10
--------------------------	---------



"S" Hook

Heavy duty stainless steel fastener can be secured with screws or fired-in pins.

"S" Hook SS (100)	NI-WC30
-------------------	---------



Screw Eyes (Small)

These screws for wood are very sturdy intermediate attachments.

Screw Eye Small, Galv (100)	NI-SE10
Screw Eye Small, SS (20)	NI-SE20



Magnets, Zippers and Clips

Net Magnets

For interior use only.

Net Magnets come in handy when drilling or screwing is not an option. They are extremely quick to secure in place and can be useful for following contours of a metal substrate, with or without wire cable. Can also be used for nets that need to be opened. Two models available. Use caution as these are not as strong as screwed fasteners.



Net Magnets for Cable

These magnets provide a strong anchor for cable systems.

15 lbs. Net Magnet for Cable (10), 1.4in. Diameter NI-MG06
40 lbs. Net Magnet for Cable (10), 2 in. Diameter NI-MG08



Net Magnets for Netting

Provides a good hold for small net jobs where perimeter cable is not being used.

12 lbs. Net Magnet for Netting (10), .625 in. Diameter NI-MG10
48 lbs. Net Magnet for Netting (10), .977 in. Diameter NI-MG12

NOTE Magnets secure better to thicker metal surfaces than they do to thinner surfaces.

TIP When using for a removable netting section, use hook turnbuckles at each end of the cable so both ends can be unhooked.

Not for use as corner attachments, intermediates only.



The Use of Net Zippers

StealthNet zippers can be installed to open netting for horizontal or vertical access, using net rings.



Closed-End Zippers

Zippers can be net-ringed into the netting to create any sort of an opening. Heavy duty marine construction insures long-life. Zippers are now available up to 300 feet!

1' Black Zipper (ea.)	NZ-B100
3' Black Zipper (ea.)	NZ-B300
6' Black Zipper (ea.)	NZ-B600
Black Zipper (per ft.)	NZ-BCUS
1' Stone Zipper (ea.)	NZ-S100
3' Stone Zipper (ea.)	NZ-S300
6' Stone Zipper (ea.)	NZ-S600
Stone Zipper (per ft.)	NZ-SCUS



Separating Zippers

Used to create a section of net that will fall open. Use this across the end of a trap door. Need a larger opening? Point the open end of the zipper at each other for a 16' opening.

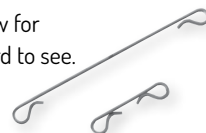
8' Black Zipper	NZ-BS800
8' Stone Zipper	NZ-SS800



Net Access Clips

Stainless steel net clips join pieces of netting to allow for removal of panels for access. New, thin design is hard to see.

2" Net Access Clips (100)	NZ-C200
3/4" Net Access Clips (100)	NZ-C340



StealthNet Repair Twine

Use for invisible seams and to make minor repairs.

Black Net Twine (500')	N0-TWB10
Stone Net Twine (500')	N0-TWS10



Net Scissors

A must on any netting job.

Net Scissors (ea.)	TO-S100
--------------------	---------



HVAC Protection Netting System

HVAC units provide birds with shelter (underneath the units), and a high perch to check out food and other opportunities (on top of the units).

Rooftop units can be difficult to protect. Installers generally screen off the bottoms, and put Daddy Long Legs on the top. The units need to be accessed for maintenance, and building owners generally don't like holes drilled in their roofs.

Our HVAC protection system offers many unique features:

- System protects top and space below the unit
- Corner Stand-off brackets raise net well above unit
- Brackets keep net away from the sides of the unit as well
- Brackets can usually mount to unit without screws
- Weighted hose secures to roof, no fasteners or holes necessary
- Hose can be lifted up for repair access
- Installed using most standard Bird Barrier items (StealthNet, cable, net-rings, tools etc.)
- Zippers can be installed for smaller access, or as pipes and other obstructions demand

Stand-off Bracket, 24"	HV-S024
Stand-off Bracket, 48"	HV-S048
Weighted Hose, 25 ft.	NR-WR25

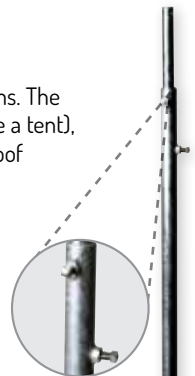


The telescopic support poles allow netting to be installed securely over the heads of workers and equipment.

Telescoping Support Poles

These poles can be used to build raised netting systems. The poles can be used to keep the center cable higher (like a tent), or to raise a whole net system above a flat roof, or a roof covered with HVAC equipment.

The top of the pole has four holes designed to accommodate both perimeter net cable and turnbuckles. This flexibility allows the pole to accommodate a wide range of possible installations. The bolts half-way-up the poles can be loosened to adjust the poles to the perfect height. By tensioning the cables equally in each direction, the flat base will simply sit in place. Protective neoprene pads insure no damage is done to the roof. Extend poles from 4.5 ft. to 8 ft. Each pole includes one protective pad.



Pole Cable Support, 4'5"-8'	HV-P04
Protective Pad	HV-PAD12



StealthNet installed underneath pipes and beams in a newly constructed barn keeps all birds out. The zipper being installed allows access to the lights.



Installation Videos and more on birdbarrier.com



Hardware

SDS Drill Bits - for Masonry

Drill Bit	Used For	
4.8mm	Metal-Hit Anchor, Net Spike	TB-S048
6.5mm	Split Pins, Anchor Rivets	TB-S065
8mm	Hilti Loops, Mini Netbolts	TB-S080
10mm	M6 Stainless Netbolt	TB-S100
12mm	M6 Galvanized Netbolt	TB-S120
14mm	M8 Galvanized Netbolt	TB-S140

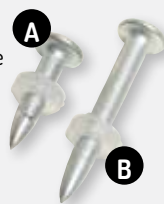


WARNING: Do not substitute US sizes

Hilti Pins

Fire into steel or concrete using the powder-actuated tool to secure various brackets. Use X-EDNI pin for thick steel (more than 1/2"), and X-DNI for thinner steel and masonry.

A) Hilti Pin - X-DNI (100)	NI-H300
B) Hilti Pin - X-EDNI (100)	NI-H400



Self-Tapping Screws

Used to fasten Bird Barrier brackets and clips to different metals. Small screw uses 1/4" nut driver; large screw uses 5/16" nut driver (see below).

1/2" Galvanized (100)	HA-S100
1/2" Stainless Steel (100)	HA-S120
3/4" Galvanized (100)	HA-S200
1-1/4 in. Galvanized H.D. (100)	HA-S220
3/4 in. Stainless Steel (100)	HA-S240
1-1/4 in. Stainless H.D. (100)	HA-S260



Magnetic Nut Setters

Ideal for driving self-tapping screws with a cordless hand drill. Magnetic tip holds the screw in place while you start the hole.


Mag Nut Setter (1/4") (ea.)	TB-HX10
(fits HA-S100, HA-S120, HA-S300)	
Mag Nut Setter (5/16") (ea.)	TB-HX20
(fits HA-S200, HA-S220, HA-S240, HA-S260)	



Stainless Steel Screw and Plastic Anchor

The best anchor for Coil clips, multi purpose cable attachment and many other Bird Barrier products.

Stainless Wood Screw (100)	HA-S300
Plastic Anchor (100)	NI-NS12



Drip-less Ergonomic Caulk Gun

Drip-less? Absolutely! The flow of caulk stops when you stop. No thumb release, no buttons to push, no special way to click the handle. It's simple and automatic. Use for Bird Barrier Bond or Bird-Off Gel; either way you'll love how the bead stops when you release the handle.

Caulk Gun	T0-CG10
-----------	---------



Bird Barrier Bond

Yellow Tube - 5 Year Warranty

An exceptionally strong, flexible, adhesive. It handles dramatic temperature changes without cracking. Full cure is in 24 hours at normal temperatures.

- Securely holds metals and plastics to wood, steel, sheet metal, concrete, brick and most building substrates.
- Gray in color
- Excellent UV characteristics
- Cleanup is with soap and water. Apply wearing surgical gloves.
- Green - Moisture curable, solvent-free formula

New Bond 10.2 oz. (ea.)	HA-BB03
-------------------------	---------



E6100 - 1 Year Warranty

Strong, flexible, quick cure and ideal for interior applications out of the sun.

- Securely holds metals and plastics to wood, steel, sheet metal, concrete, brick and most building substrates.
- Clear in color

Original Bond 10.2 oz. (ea.)	HA-BB04
------------------------------	---------



Bond Guidelines

	10.2 oz.
BirdSlide	25 feet
Bird-Flite	35 feet
Birdwire Bases*	125 bases
Coil Clips	275 clips
DLL PVC Bases	35 bases
Bird-Shock Flex-Track	35 feet

*Use Super Bond for Birdwire bases supporting end posts.



Buy Bond by the case and SAVE!

Bird Barrier Super Bond


Occasionally you can't wait for the regular bond to cure. Bird Barrier Super Bond cures in about one hour, so you can secure your products and be on your way. Requires Applicator & nozzles. 50 ml.

Super Bond Tube (2 part)	HA-BS01
Super Bond Applicator (ea.)	HA-BS02
Super Bond Nozzles (12)	HA-BS03

Super Bond Guidelines

Bird-Flite	8 feet
Birdwire Bases	40 bases
Coil clips	60 clips
DLL PVC Bases	10 bases

Please Note: Bird Barrier Bond and Super Bond will not adequately adhere to nor is recommended for use with a fluoropolymer paint. This paint is marketed by some companies under the "Teflon", "Hylar", and "Kynar" brand names as coatings for anti-friction, anti-graffiti, etc. There is no warranty coverage for Bond applied to these surfaces.





WHERE TO USE

TARGET BIRD

BIRD PRESSURE

MATERIAL

INSTALLATION

INSTALLATION LEVEL

Large flat roofs


Gull and other sea birds

Medium - Heavy

Stainless Steel and Galvanized Steel

Bases set on the roof, cables and wires tensioned in a grid over the roof.

Intermediate



Adjustable Cable Support Poles are placed evenly across a large roof to support the wires.



Adjustable Cable Support Poles are placed evenly across a large roof to support the wires.



Adjustable Cable Support Poles are placed evenly across a large roof to support the wires.

Where to use Gridwire

Gridwire is typically installed 6-8 feet above a large flat roof to keep gulls and other sea birds from landing.

What is Gridwire?

A system of poles, cables and wires installed so that wires make up large squares or rectangles, like a very large mesh net.

How it Works

Gulls see the wires as they approach the roof and become nervous; they are scared of becoming trapped in a zone they don't understand.

Hard to See

If the posts are set in from the edge of the roof the system is invisible from below.

Humane

Even if the gulls fly into the zone they cannot be hurt by the wires, and they can easily escape.

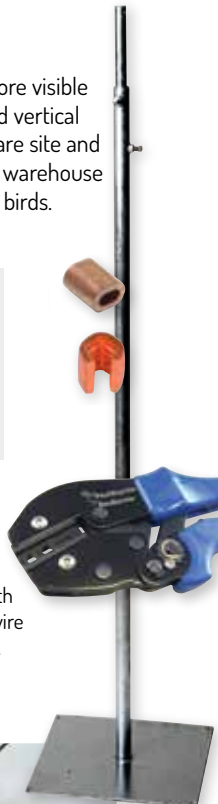
Gridwire

Gridwire or polyethylene Fluorescent GridTwine (more visible to birds) can be suspended in various horizontal and vertical patterns to deter large aquatic birds. Grid spacings are site and species specific. You can protect lakes, parking lots, warehouse roofs, etc. from gulls, geese and other large aquatic birds.

5/64" Copper Ferrules for Gridwire (100)	NC-N150
5/64" Open Copper Ferrules (100)	GW-C100
Ratchet Crimping Tool	TN-R100
.77mm SS Gridwire 500 ft.	GW-WX77
.96mm SS Gridwire 500 ft.	GW-WX96
Fluorescent GridTwine w/SS, 1,000 ft.	GW-T100
Pole Cable Support (see above)	HV-P04



Orange Gridwire with two strands of SS wire for added longevity.



Solar Panel Exclusion

This Kit makes Solar Panel Exclusion Fast, Easy and Attractive

Solar panels are being installed on commercial and residential roofs across America at an ever increasing rate. These arrays provide perfect harborage for birds and other critters, and homeowners are desperate for a solution.



The Clip slides on to the frame under the edge of the solar panel. The disk locks the mesh in place.



A fast and tidy installation. The attractive black mesh is locked in place by the Solar Panel Clips.



The mesh is secured on all sides, permanently excluding birds and other wildlife.

This innovative system is designed specifically to keep all creatures from getting under solar arrays, protecting the roof, wiring and equipment from their damage. This non-penetrating system is fast and easy to install, and can be removed for service.

The wire mesh is supplied in rolls of 25 and 50 feet. The preferred technique is to cut it into five-foot lengths and straighten, before getting onto the roof. Then, using a 2 x 4, bend up the bottom one-inch to about 30 degrees. This kick-out helps to lock the mesh firmly in place.

Features:

- Plastic clips are UV-stable, won't scratch panels
- Clips recommended every 18 inches,
- The clips bind the mesh to the panels without drilling holes or damaging the system
- Invisible from the ground
- Tin snips and other basic tools required for installation

Solar Panel Kits

50 Solar Panel Clips
100 Solar Panel Clips

SP-EX10
SP-EX15

Kits with 1/2" Mesh

25 ft. x 8 in. x 1/2 in. mesh and 20 Solar Panel Clips
50 ft. x 8 in. x 1/2 in. mesh and 40 Solar Panel Clips

SP-EX30
SP-EX35

See more mesh roll sizes on page 14.

Talk to an Expert. We will help you succeed: 800-503-5444.




NEW - All Metal

Now available in metal. Strong aluminum hook with pressed metal washer.

Stainless Hooks and Sliders (100) -SP-EX20

Eggxit



Block open ends under Spanish Tile. Staple or glue in place.

Fitting to Spanish tiles can literally double the labor time on a solar panel exclusion job. Cutting the wavy ups and downs is painstaking and inaccurate work. Our new egg-shaped "Spanish Tile Inserts", made from 1/2" PVC coated mesh, can be rotated, and bent, to fill every channel regardless of the shape or size. Zip tie or Hog Ring to the mesh for a secure hold.

Spanish Tile Inserts - 1/2" Mesh

Spanish Tile Inserts (25)
Ringer Net Ring Tool
9/16" Galv. Net Rings (2,500)
9/16" S.S. Net Rings (2,500)

SP-EX25
TH-1500
TH-G150
TH-S150



Sharp nosed tool pokes into the mesh to lock the Inserts in place. See page 15.

Optical Gel™

WHERE TO USE

Ledges, signs, balconies, soffits, beams, skylights, signs, roofs, AC equipment, enclosed spaces

TARGET BIRD

All Species

BIRD PRESSURE

Light - Medium - Heavy

MATERIAL

Citronella, Peppermint Oil, Agar, Beeswax

INSTALLATION


Dishes can be glued, zip-tied or magnetically secured

INSTALLATION LEVEL

Easy



A large flat surface at an industrial site is protected with Optical Gel spaced at 6 inches.



Optical Gel dishes are attached to pipes in this parking structure using ZIP (see next page).

Very Discreet

The Optical Gel dishes are only 2-1/2 inches in diameter and 3/8 inch in height. They generally cannot be seen from below.

How it Works

This multi-sensory bird repellent deters birds using sight, smell and touch. Birds see fire or smoke, although there isn't any. They smell peppermint oil, which they hate. The Gel is sticky if the birds do touch it.

Totally Humane

Harmless to birds and humans alike.

Easy to Install

Remove covers from dishes and affix dishes to pretreated surfaces with silicone or other removable adhesive.

Safe for the Environment

Bird Barrier Optical Gel is made from all natural ingredients.

Longevity

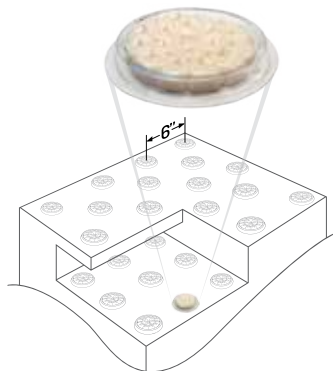
The dishes are effective for 2 - 4 years. The site must be thoroughly cleaned first.

Optical Gel

Optical Gel (24)	TF-BG25
Optical Gel (200)	TF-BG200
White Silicone (3 oz.)	HA-BB02



Spacing Guidelines for Pigeons



Cover Story - The Pier



The roof of this aquarium at the end of a California pier had suffered from a heavy pigeon infestation for years. The city had tried various solutions, but many looked worse than the problem.

Upon learning about Optical Gel they decided to test a small area, and it was a success. Better yet, the dishes could not be seen from the ground.

Based on these results they pressure-washed the entire roof and installed more than 1,000 Optical Gel dishes. One year later no birds have returned.

The Critical Importance of Cleaning

Optical Gel installations must be thoroughly cleaned and sanitized before the dishes are secured to the surface. We recommend a two-step process of Dissolve-It (page 60) followed by bleach. Do not skip these steps, the birds are attracted to their old roosts by sight and smell.



Optical Gel and Cleaning Kit

The key to a successful Optical Gel job is a thorough cleaning and sanitizing, and proper placement of the dishes. This kit includes everything necessary to remove the bird waste, sanitize the area and adhere the dishes to the surface: 24 Optical Gel dishes, adhesive, Dissolve-It, spray bottle, bleach, mask and gloves.



Optical Gel Kit

TF-BG20

Optical Gel™

MODERN HIGH-PRESSURE BIRD CONTROL

Optical Gel™

24 pk. - TF-BG25
200 pk. - TF-BG200

Our most universally applicable Optical Gel as it is glued onto nearly any surface with silicone or other project-specific adhesives.



Optical Gel Glued Into Place



Optical Gel MAG™

24 pk. - TF-BG30

No glue needed. There's no faster way to install Optical Gel. Just remove the lid, place and reposition if necessary.



Optical Gel Magnetized Into Place

Optical Gel ZIP™

25 ZIPS + 25 Zip-Ties - TF-BG55

Snap Optical Gel into ZIP and insert included zip-tie under the base to install Optical Gel onto irregular surfaces and any tubular building feature.



Optical Gel Zip-Tied Into Place

Optical Gel STIQ™

TF-BG60

Lock Optical Gel into STIQ for quicker lid removal, 2-person hand-off assembly line install and mess-free hands and gloves.



Optical Gel Held Into Place



Canadian OptiCA™

Optical Gel reformulated & exempt for registration yet with the same performance as the original Optical Gel.

OptiCA and OptiCA MAG are available in Canada in 50 and 200 unit packs.



Daddi Long Legs™



WHERE TO USE

TARGET BIRD

BIRD PRESSURE

MATERIAL

INSTALLATION

INSTALLATION LEVEL

Rooftops and other open areas, A.C. units, streetlights

Gull, pigeon or larger

Light - Medium

Stainless Steel and Delrin Plastic

Delrin base is screwed to surface

Easy



A sea of Daddi Long Legs protect a roof near the ocean from hundreds of gulls.



Look closely, Daddi Long Legs attached to the top of each light, and the center column.



An eight foot Daddi Long Legs with magnetic base protects this large HVAC unit.

Easy to Install

The Delrin (plastic) base can be screwed into most surfaces and comes with a 1/4" adhesive neoprene gasket. When placed together in groups, overlap the tips 4 - 6 inches.

How it Works

Thin, stainless steel rods rotate in the breeze and wave menacingly, interfering with birds' wings as they attempt to land.

Removable

The center spindle can be easily separated from the base to access the area it is protecting.

Hard to See

The Daddi Long Legs is inconspicuous from short distances and practically invisible from afar. Its unobtrusive design allows for use in even high visibility areas like shopping/walking promenades and parking lots.

Humane

The waving rods have plastic tips to prevent injury to birds or humans.

Daddi Long Legs (ea.)

2 ft. Daddi Long Legs	DD-2000
4 ft. Daddi Long Legs	DD-4000
6 ft. Daddi Long Legs	DD-6000
8 ft. Daddi Long Legs	DD-8000
Boat Base	DD-B105
Sandbag Base	DD-B110
Boat Railing Mount	DD-B115
140 lb. Magnet Base	DD-B140

Mounting Daddi Long Legs



Daddi Long Legs can be glued directly to the surface, a PVC base is no longer necessary. Make sure glue comes up through all the screw holes.



Boat Railing Mount: When birds consider your boat's railing a perfect perch, attach a Daddi Long Legs with our boat railing mount.



Boat Base: This Lexan adapter attaches to the Daddi Long Legs base. It attaches to your boat with a bungee cord or rope.



Sandbag Base: The weighted sandbag base can be used in areas where the standard boat base is not appropriate.



Magnetic Base: Magnets stick best to thicker metal. These magnets have not been wind tunnel tested. Exercise caution when using. Daddi Long Legs should be secured with a safety tether of some sort when magnets are used. Caution, many parking lot lights are actually made from aluminum which is not magnetic. Magnets stick best to flat surfaces, use caution on curved surfaces.


Bird Coil®

WHERE TO USE
TARGET BIRD
BIRD PRESSURE
MATERIAL
INSTALLATION
INSTALLATION LEVEL

Long, exposed ledges, parapets, signs, beams, pipes
Pigeon and larger
Light - Medium
Stainless Steel
Base clips are glued or screwed to any surface
Easy



VIDEO



Almost Invisible

When seen from a distance of twenty feet or more Bird-Coil virtually disappears, and from fifty feet it's invisible.

How it Works

Based on the simple premise that birds like a solid landing platform, Bird-Coil de-stabilizes the ledge, causing unwanted pigeons and gulls to take their mess elsewhere.

How to Install

Bird-Coil can be attached to any substrate using adhesive and our special coil clips. Install one clip per foot with Bird Barrier Bond or the appropriate screw and clip it in place. It's fast, easy and very secure.

Totally Humane

Bird-Coil's smooth curves are completely harmless to both birds and unsuspecting workers needing access to ledges.

Bird-Coil

Ideal for rooftop perimeters and building ledges, the four-inch stainless steel Bird Coil expands to 25 foot length. Installation hardware sold separately.

4" Coil (25 ft.)	CO-4000
5" Coil (25 ft.)	CO-5000



Coil End Posts

The base of the bracket is configured to accept two screws or it can also be glued to the substrate. With the bracket screwed (or glued) in place, simply slip Bird Coil into the upper clip, then slip the bottom of Bird Coil under the end of the bracket as shown in the photograph to secure.

Coil End Post - 4" (10)	CO-P040
Coil End Post - 5" (10)	CO-P050



Wood with Screws Kit

Screw Bird Coil Clip 12" on center and attach End Brackets. Kit includes 23 stainless steel Bird Coil Clips, two End Brackets and 27 Wood Screws.

Wood 4" Attach Kit (ea.)	CO-K100
Wood 5" Attach Kit (ea.)	CO-K105



Concrete/Masonry with Screws Kit

Screw Bird-Coil clip 12" on center & attach end brackets. Kit includes 23 stainless steel Bird-Coil clips, 2 end brackets, 27 plastic anchors, 27 stainless screws.

Concrete 4" Attach Kit (ea.)	CO-K300
Concrete 5" Attach Kit (ea.)	CO-K305



Sheet Metal with Screws Kit

Screw Bird Coil Clip 12" on center and attach End Brackets. Kit includes 23 stainless steel Bird Coil Clips, two End Brackets and 27 Self-Tapping Screws.

Metal 4" Attach Kit (ea.)	CO-K200
Metal 5" Attach Kit (ea.)	CO-K205



Adhesive (no drilling) Kit

Glue Bird Coil Clip 12" on center and glue End Brackets. Kit includes 23 stainless steel Bird Coil Clips, two End Brackets and one 3.75 oz. tube of Bird Barrier Bond.

Adhesive 4" Attach Kit (ea.)	CO-K400
Adhesive 5" Attach Kit (ea.)	CO-K405



Coil Fasteners in Bulk

The fastening systems are less expensive in bulk. 100/pkg.

Coil Clip - S.S. (100)	CO-C013
Self Tap Screw, Wood/Metal (100)	HA-S100
S.S. Wood Screw (100)	HA-S300
Anchor for S.S. Screw (100)	NI-NS12



See page 21 for Bird Barrier Bond and Super Bond.

Talk to an Expert. We will help you succeed. 800-503-5444.

Bird-Shock® Flex-Track™



WHERE TO USE

Any surface where total exclusion is the goal, and low visibility is key; parapets, roof peaks, beams, ledges.

TARGET BIRD

All species

BIRD PRESSURE

All pressure levels

MATERIAL

Ultraviolet-stabilized PVC and Stainless Steel

INSTALLATION

Track glues to surface, electrical connectors allow current to flow from one track to the next.

INSTALLATION LEVEL

Somewhat involved



VIDEO

U.S. PATENTS:

7,481,021 • 8,293,044 • 8,430,063 • 8,434,209 • 8,567,111, U.S. Design Patent: D684,235 S



Two rows of Bird-Shock with Quick Connect corners protect the top of this column from pest birds.



Bird-Shock takes a gentle bend to completely protect this parapet cap at a California school.



Beige Bird-Shock blends perfectly with this light colored ledge.

Patented

Bird-Shock Flex-Track is so good, and unique, it has been granted several patents by the US Patent and Trademark Office.

Flexible and Adaptable

This low-profile electrified track conforms to any architectural configuration. Flex-Track curves up and down, and side to side; and the stainless steel braid gently follows the UV-stabilized PVC base without wrinkling.

Almost Invisible

At only one-quarter of an inch high, and available in five different colors, Flex-Track is hard to see close-up, and invisible from a distance. It is not seen looking up from below.

Long-Lasting

Made from UV-stabilized PVC, and Stainless Steel, Flex-Track will be in service far longer than its five-year warranty.

Humane

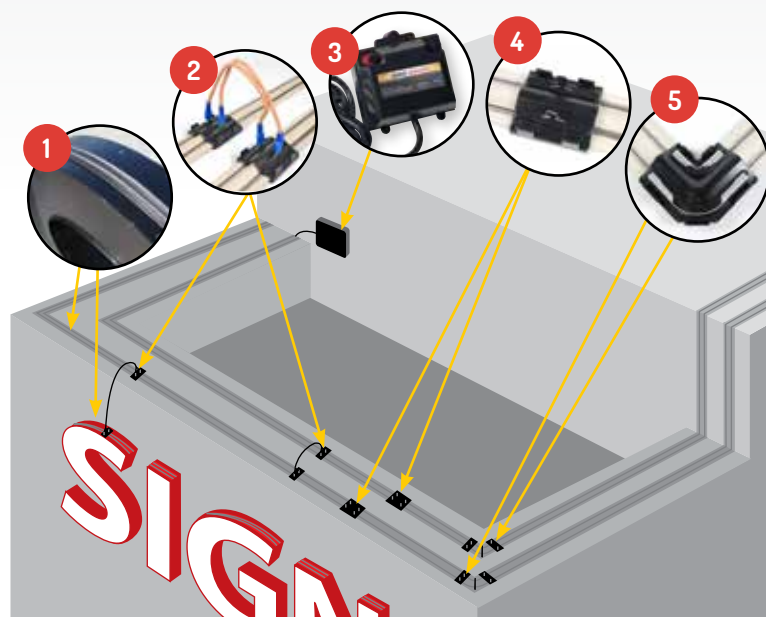
The intermittent shock is memorable, but does not hurt the birds; it simply teaches them to stay away, long-term.

Bird-Shock: Active Bird Control

Bird-Shock Flex-Track has changed the face of the bird control industry. One product is able to protect a wide variety of surfaces from all bird species, while at the same time being virtually invisible, and incredibly durable.

- 1) Flex-Track protects straight ledges, and curves easily to protect sign letters.
- 2) Jumpers snap quickly to the track, making it easy to power multiple tracks.
- 3) A charger unit mounts to the building and sends intermittent power down the two conductors.
- 4) Quick connectors are used every 50 feet, or wherever else connections are needed.
- 5) Corner Quick Connectors make 90 degree angles a snap.

Important Note: Electrified systems are active systems. They require regular maintenance.



Bird-Shock® Flex-Track™



Five colors to blend with the building.

Bird-Shock Flex-Track

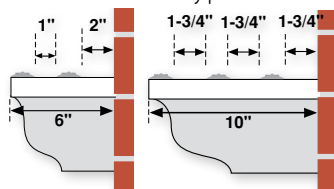
The tracks come in 50-foot lengths. Each roll includes 11 straight connections and nine corner connections (crimp style, not Quick Connectors), which will accommodate normal applications.

Black	BS-FB60
Beige	BS-FBG60
Brick Red	BS-FR60
Gray	BS-FG60
Sign-Red	BS-FSR60

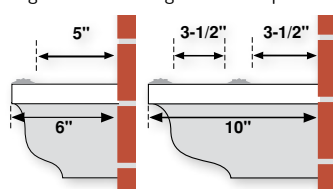
Recommended Spacing

One row of Flex-Track can protect the same width ledge as multiple rows of other products. Labor and material are therefore much less. Often just one row on the outer edge is enough.

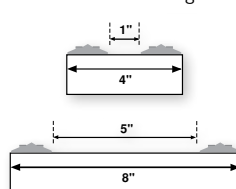
Small birds and/or heavy pressure



Large birds and/or light-medium pressure



Double-sided ledges



Anti-water damming pads stuck every 12 inches will allow water to flow under the track. 10 pads are included with each roll of track.



Quick Connectors



Use two Straight Connectors to jump power from track to track.



Quick Straight Connectors

Fast and easy to install, attractive and ultra durable. Saves labor time and provides for a long-lasting installation. 20-pack.

Quick Straight Connectors (20) BS-Q06



Quick Corner Connectors

This connector is revolutionary. It is low profile and features copper conductors over the entire surface. Straight cut the track, lay it inside the connector and snap the durable top down for an attractive connection.


Quick Corner Connectors (10) BS-Q07



"T" Connector

Many jobs require time consuming T's. Now those can be done just as quickly as straight and corner connections. The part can also hinge up or down for angled applications, like roof peaks..

Quick "T" Connectors (5) BS-Q08



Bird-Shock® Flex-Track™




Standard Connectors

Some complicated projects need more connections.

The kits below are available in addition to the standard set that comes with the flex-track. **A.** Corner (100 male, 100 female). **B.** T-Junction (100 male, 100 female, 50 piggyback). **C.** Straight (100 male, 100 female).

D. Female Snap Tap (50 taps/kit)

A) Corner Connector Kit (ea.)	BS-Q20
B) T-Junction Kit (ea.)	BS-Q10
C) Straight Connector Kit (ea.)	BS-Q15
D) Connector Female Snap Tap	BS-QSK



Flex Track Lead-out Wire

Twisted copper, 14 gauge double wire is easy to cut, strip & crimp. Available in 3 colors to match your job.

Lead Wire, black (50 ft.)	BS-LW10
Lead Wire, black (250 ft.)	BS-LW65
Lead Wire, beige (50 ft.)	BS-LW30
Lead Wire, beige (250 ft.)	BS-LW60
Lead Wire, gray (50 ft.)	BS-LW15
Lead Wire, gray (250 ft.)	BS-LW70



Lead Wire Guides

New, smaller and black for a less visible, tighter job.

Lead Wire Guides (100)	BS-LW45
------------------------	---------



Bird Barrier Bond

Bird Barrier Bond should be used to secure Bird-Shock Flex-Track to clean surfaces. A 10.2 oz. tube secures 30 - 35 ft. of track

New Bond 10.2 oz. (ea.)	HA-BB03
Five-Year Guarantee	
E6100 Clear 10.2 oz. (ea.)	HA-BB04
One-Year Guarantee	

See page 21 for important Bond information.



Tools & Accessories

Connector Crimp Tool

Solid connections are a must for a long-lasting application. This tool delivers the perfect crimp.

Connector Crimp Tool (ea.)	T0-Q20
----------------------------	--------



Deluxe Wire Stripping Tool

This elegant tool easily strips wires, completely. It grabs, cuts and pulls the wire, you just squeeze. Use the #10 or #8 opening.

Deluxe Wire Stripping Tool	T0-Q15
----------------------------	--------



Warning Labels

Bold, plastic warning labels should be placed prominently. Glue or screw to the ledge or side of the building. 10/pack.

Warning Labels (10)	BS-WL10
---------------------	---------



Bird-Shock Flex-Track is glued to large sign letters to deter pigeons and sparrows from nesting.



Bird-Shock Flex-Track installed under the soffit for mud swallows. One zap and they're gone for good.

Bird-Shock® Flex-Track™



Standard Chargers

Small 120v. Plug-In Charger

Weatherproof, can be mounted outside (but make sure the plug itself is in a weatherproof housing).

Input Voltage: 120 VAC
Output Voltage (max): 9kV +/- 10%
Output Pulse Width at 500 Ohms: 100 uS
Output at 500 Ohms: 2.4kV, 0.16J

Sm. Plug-In Charger BS-CP30



110v. Small Charger

UL Approved, this intermittent charger powers up to 1,000 feet of Bird-Shock. Mount indoors in dry space. Flashing light indicates functionality of the system.

Input Voltage: 110-120 VAC, 60 Hz, 1VA
Output Voltage: 6,350 V (Unloaded), 730 V @ 500 ohm Load
Output Joules: 0.1

Sm. 110v. Solar Charger BS-CP00



Small 4v. Solar Charger

Input Voltage: 4V DC
Output Voltage (max): 8kV (+/-) 20%
Output Pulse Width at 500 Ohms: 50uS
Output at 100 Ohms: 3.5A

Sm. 4v. Solar Charger BS-CS00
Replacement Battery BS-CS05



Small 12v. Solar Charger

Ideal for smaller projects. Features connectors on the bottom and an on/off switch.

Input Voltage: 12V DC
Output Voltage (max): 8.6kV +/- 10%
Output Pulse Width at 500 Ohms: 25uS
Output at 500 Ohms: 4.0kV, 0.14J

Sm. 12v. Solar Charger BS-CS30
Replacement Battery BS-CS25



6V/12V Battery Charger

Ideal for small jobs that cannot be plugged into mains, or are in the shade (where solar will not charge). This charger functions with a 6 or 12 volt rechargeable battery (sold separately). The battery must be secured to the tree or structure. A flashing light confirms the charger is functioning properly.

Output voltage: 7.3 Kv

Battery-Powered Charger BS-CS15
6v Battery BS-CS17
12v Battery BS-CS18



Large Birds / Large Jobs

These powerful chargers are capable of handling large runs of Flex-Track. They require specific installation methods and the use of a digital track tester.

NOTE: Installation of these units without regard to the installation instructions can result in visible and audible arcing or sparking. Please use appropriate care and call our specialists for job-specific recommendations.

Large 120v. Plug-In Charger

This charger is weatherproof, but must be plugged into a weatherproof receptacle. It features a blinking indicator light when operating. Powerful enough for most jobs.

Input Voltage: 120 Vac
Output Voltage (max): 8.8kV +/- 10%
Output Pulse Width at 500 Ohms: 75uS
Output at 500 Ohms: 5.6kV, 1.3J

Lg. Plug-In Charger BS-CP25



Large 12v. Solar Charger

This solar powerhouse delivers plenty of shock and can be installed anywhere that gets several hours of sunlight every day.

Input Voltage: 12Vdc
Output Voltage (max): 8.6kV (+/-) 10%
Output Pulse Width at 500 Ohms: 25uS
Output at 500 Ohms: 5.4kV, 0.33J

Lg. 12v. Solar Charger BS-CS20
Replacement Battery BS-CS25



Charger Accessories

Battery Trickle Charger

Charge Solar Charger batteries quickly or during extended periods of cloudy weather.

Trickle Charger BS-TE30



Digital Voltage Tester

Make sure your system is sending the correct amount of electricity. Tester reads in 1,000-volt increments.

Voltage Tester BS-TD10



Power Indicator

Attach these to the track and the building. Flashing indicates the system is functioning properly. Can be seen from distance at night.

Voltage Indicator BS-TE15



Tree-Shock™

WHERE TO USE

TARGET BIRD

BIRD PRESSURE

MATERIAL

INSTALLATION

INSTALLATION LEVEL

Tree branches

All bird species, and other wildlife too

All pressure levels

UV-Stabilized PVC and Stainless Steel

Tubing is mounted using zip ties and nailed ties

Somewhat involved



VIDEO

**Deters Birds
and Wildlife**



Tree-Shock is virtually invisible against tree bark. People won't notice it, but birds will.



A large tree is completely bird-free after having about 200 feet of Tree-Shock installed.



The charger's two D-Cell batteries will power the system for about 60 days.

Easy Application

Tree-Shock is easy to mount and connect using special ties that wrap around smaller branches that can also be attached to larger branches using aluminum nails. **NOTE:** Working in and around trees can be dangerous; using professional installers is recommended.

How It Works

When the bird/animal's foot touches the positive and negatively-charged wires, it gets a shock that trains them to stay away.

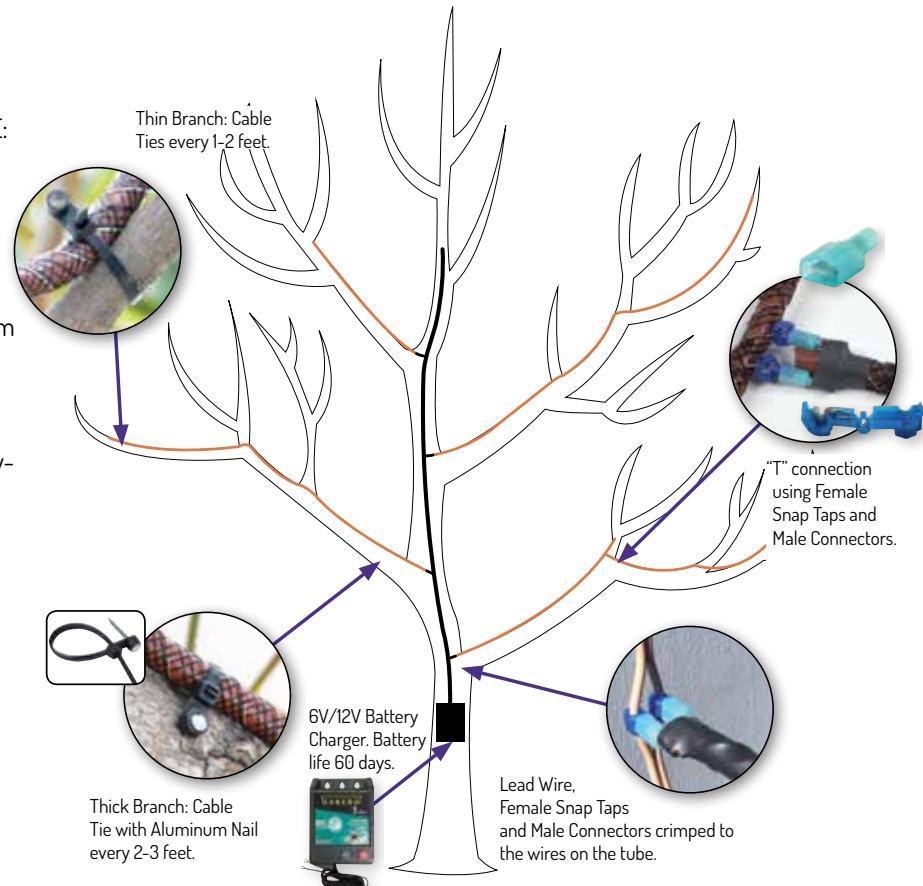
Virtually Invisible

Tree-Shock was designed to have a unique, aesthetically-pleasing appearance.

Totally Humane

The intermittent shock is painful, but does not hurt the birds; it simply teaches them to stay away, long-term.

Patent Pending. The Tree-Shock™ system is a Bird Barrier trademark, as is the shape, style and overall appearance of the product. Look for this unique appearance to ensure it is a genuine Bird Barrier Tree-Shock™ product.



Tree-Shock™

The Tree-Shock™ System

Durable PVC tubing wrapped with stainless steel wire. All sections include male connectors on one end (except for the 250 and 500 ft.). Female connectors can be added to the other end to connect sections together.

5 ft.	BS-TS05
10 ft.	BS-TS10
15 ft.	BS-TS15
20 ft.	BS-TS20
50 ft.	BS-TS50
100 ft.	BS-TS100
250 ft.	BS-TS250
500 ft.	BS-TS500
By the foot	BS-TSCUS



6V/12V Battery Charger

Ideal for small jobs that cannot be plugged into mains, or are in the shade (where solar will not charge). This charger functions with a 6 or 12 volt rechargeable battery (sold separately). The battery must be secured to the tree or structure. A flashing light confirms the charger is functioning properly.

Output voltage: 7.3 Kv

Battery-Powered Charger	BS-CS15
6V Battery	BS-CS17
12V Battery	BS-CS18



Digital Voltage Tester

Make sure your system is sending the correct amount of electricity. Tester reads in 1,000-volt increments.

2 D-Cell Charger	BS-TD10
------------------	---------



The Tree-Shock™ system Lead-Out Wire

Twisted copper, heavily insulated, 14 gauge double wire.

Black, 50 ft.	BS-LW10
Black, 250 ft.	BS-LW65
Beige, 50 ft.	BS-LW30
Beige 250 ft.	BS-LW60



Lead Wire Guides

Use to secure the lead wire to the trunk of the tree.

100/pkg.	BS-LW45
----------	---------



Mounting Cable Ties - 8 in.

UV Stable. Nail or wrap-around the branch.

100/pkg.	BS-LW50
----------	---------



Aluminum Nails

These nails attach mounting cable to thick branches.

100/pkg.	HA-AN10
----------	---------



Connectors

Male Connectors, 50/pkg.	BS-Q25
Female Connectors, 50/pkg.	BS-Q30
Female Snap Tap, 50/pkg.	BS-QSK



Marlin Spike

This tool allows you to lift the wire from the Tree-Shock™ system and attach a Female Snap Tap.

Marlin Spike	T0-MS05
--------------	---------



Deluxe Wire Stripping Tool

Grabs, cuts and pulls the wire, you just squeeze. Use the #10 or #8 opening.

Stripping Tool	T0-Q15
----------------	--------



The Tree-Shock™ System Snips

Easily cuts the tube and wires.

Snips	T0-DS05
-------	---------



Connector Crimp Tool

This tool delivers the perfect crimp.

Crimp Tool	T0-Q20
------------	--------



Heat Shrink Tube

Used at ends and to lock connectors in place.

100/pkg.	BS-SH10
----------	---------



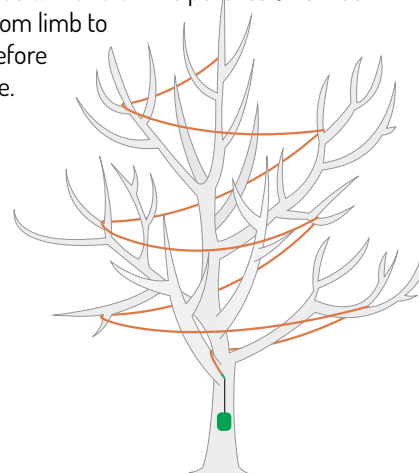
Warning Labels

Bold, plastic warning labels should be placed prominently. Nail to the tree with aluminum nails.

10/pkg.	BS-WL10
---------	---------



Holiday Light Method: When small birds land in the canopy of the tree (leaves, smaller branches), it may be advisable to protect the tree from the outside. Birds will land on the perches (the Tree-Shock™ system strung from limb to limb), and get shocked before going deeper into the tree.



Bird-Flite®

WHERE TO USE

TARGET BIRD BIRD PRESSURE

MATERIAL

INSTALLATION

INSTALLATION LEVEL

Ledges, parapets, signs, beams, pipes, chimneys, cut-outs, security cameras, lights, etc..

Pigeon and larger (not for geese or vultures)

Medium (Do not use where birds are nesting)

Stainless steel and polycarbonate

Base is glued or screwed to any surface


Easy



VIDEO



Multiple rows of Bird-Flite protect a steel beam from pigeons.



A single row of Bird-Flite keeps pigeons off of this ornamental ledge on a retail store.



This attractive structure is protected against pigeons by Bird-Flite spikes.

Low-Visibility

Clear polycarbonate base and thin stainless steel rods are nearly invisible even from short distances.

Easy to Install

The base can be glued or screwed in place. Available in one foot lengths, each section can be broken into smaller sections to accommodate any architectural configuration. Pieces can also be kinked or permanently bent to conform to sharp angles.

No Debris

Bird-Flite's wires are spaced 1.5 inches on center—far enough apart to repel pigeons, yet avoid entrapping debris, like paper, twigs, etc.

Humane

Bird-Flite's spikes are blunted, preventing injury to birds or unsuspecting workmen. Birds typically hover above products before landing so they will not be harmed.

Available in Three Widths (all are 12 in. long)

Because ledges vary in size, we offer three widths: Narrow, Wide and X-tra Wide.



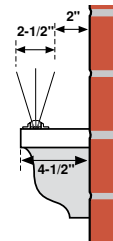
Narrow (2.5 in.)



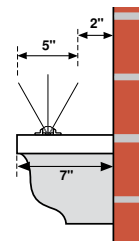
Wide (5 in.)



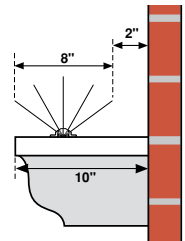
Xtra-Wide (8 in.)



Length 12"
Width 2-1/2"
For ledges 1-4"



Length 12"
Width 5"
For ledges 4-7"



Length 12"
Width 8"
For ledges 7-10"

Bird-Flite

Bird-Flite is sold by the foot. Narrow & Wide case qty. = 100 ft. Xtra-Wide case qty. = 50 ft.

Narrow 2-1/2 in. (1 ft.)	BP-F100
Wide 5 in. (1 ft.)	BP-F200
Xtra-Wide 8 in. (1 ft.)	BP-F300

Bird Barrier Bond

New Bond 10.2 oz. (ea.)	HA-BB03
Original Bond 10.2 oz. (ea.)	HA-BB04



Dura-Spike™



WHERE TO USE
TARGET BIRD
BIRD PRESSURE
MATERIAL
INSTALLATION
INSTALLATION LEVEL


Ledges, parapets caps, roof peaks, chimneys
 Pigeon and larger (not for geese or vultures)
 Medium (Do not use where birds are nesting)
 Stainless Steel - 304 grade wires & base welded together
 Base is glued or screwed to any surface
 Easy



Dura-Spike attached to an electrical conduit with zip ties.



A single row of Dura-Spike is ideal protection for this pipe in a parking structure.



Two rows of Dura-Spike protect this wide ledge at a large industrial complex.

Easy Application

Dura-Spike is an all stainless steel spike that comes in three-foot lengths for quick and easy application. The base can be cut easily with snips or shears. Dura-Spike bends easily allowing it to easily accommodate curves and irregular surfaces conforming easily to the building's features.

How it Works

Pigeons and larger birds are not able to gain a foothold on the protected surface and are forced to take their mess elsewhere.

How to Install

Use the spacing guides (right) to determine the best model for the application. Clean the surface thoroughly, Secure using Bird Barrier Bond (see page 25) or screw it down.

Warranty

Dura-Spike is warranted for ten years and should perform for many more.

Totally Humane

The blunt tips on the ends of each spike cannot hurt birds or humans.

Space Saving Packaging

Dura-Spike stacks neatly, one row nesting neatly inside of another offering smaller boxes that take less room in the service vehicles.



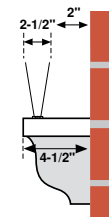
Narrow (2.5 in.)



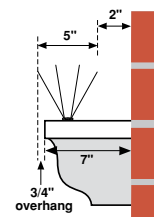
Wide (5 in.)



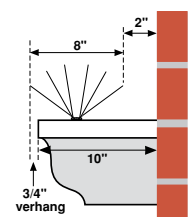
Xtra-Wide (8 in.)



Length 36"
 Width 2-1/2"
 For ledges 1-4"



Length 36"
 Width 5"
 For ledges 4-7"



Length 36"
 Width 8"
 For ledges 7-10"

Dura-Spike

Each piece = 3 ft.
 Each case = 34 pcs. (102 ft.)

Narrow 2 1/2" (3 ft.)	BP-S200
Wide 5" (3 ft.)	BP-S400
Xtra-Wide 8" (3 ft.)	BP-S600

Dura-Spike Snips

Easily cuts the base of the Dura-Spike.

Dura-Spike Snips	T0-DS05
------------------	---------



Bird Barrier Bond

New Bond 10.2 oz. (ea.)	HA-BB03
Original Bond 10.2 oz. (ea.)	HA-BB04



WHERE TO USE

Any surface where pest birds are a problem. Ledges, beams, window sills, statues, lights, roof peaks, gutters, etc.

TARGET BIRD

For all bird species

BIRD PRESSURE

For all levels of infestation

MATERIAL

Stainless steel base strip and wires

INSTALLATION

Use supplied mounting hardware

INSTALLATION LEVEL

Easy to moderate



Nixalite Spikes curve along this shopping center wall to prevent birds from creating a mess below.



Nixalite Spikes offer great coverage on wide ledges like the top of this runway sign.



Like all the bird spikes offered by Bird Barrier, Nixalite Spikes are easy to install.

Made in the USA!

Nixalite barrier spikes are 100% made in the USA! Both the wire and base strip are produced and manufactured in the USA!

Lasting Quality

100% stainless steel flexible base strip and spring tempered wires. 20 year limited warranty. Lasts a lifetime. UV and fire proof spikes.

Effective

Proven effective against all pest bird species, on all types of surfaces, in all levels of bird and animal infestations.

No Gap Barrier

180° coverage with 5 wires per inch and 120 wire points per foot. Engineered to provide the best surface coverage without gaps or openings.

Humane

A simple physical barrier that occupies the space, denying birds and climbing animals access to the areas protected by Nixalite.

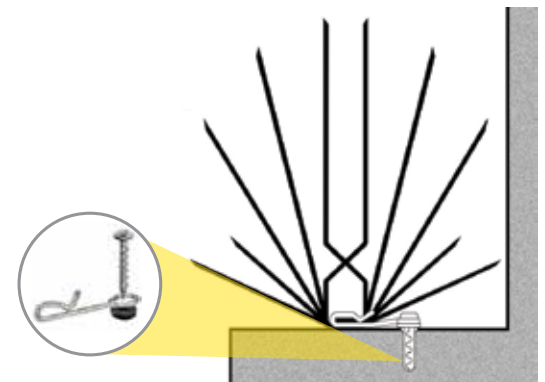
Environmental

Does not use plastic, chemical pastes or electricity to work. Earn LEEDs credits for materials, resources and designs.

Nixalite Spikes

Standard Mounting Hardware Included with Nixalite spikes. Strips are 4 ft. in length.

Model S (6 x 4 ft.)	BP-NX24
Model S (12 x 4 ft.)	BP-NX48
Model S (25 x 4 ft.)	BP-NX100



Gutter-Point™

WHERE TO USE

Specifically designed for attachment to the inside lip of rain gutters

TARGET BIRD

Pigeon and larger

BIRD PRESSURE

Light - Medium

MATERIAL

Stainless Steel and Polycarbonate

INSTALLATION

Stainless steel clips slide over lip of rain gutters

INSTALLATION LEVEL

Easy



Gutter-Point is hard to see, but it's there; protecting the edge of this hotel's roof.



Clips to the inside of the rain gutter, protecting the upper lip from pigeons & larger birds.



Gutter-Point keeps pigeons off the edge and out of this rain gutter.

Easy Application

Slip the stainless steel clips provided over the upper lip of the gutter and move on to the next section.

How it Works

Thin stainless steel spikes protrude upwards from a plastic base, making it difficult for birds to gain a foothold. Gutter-Point's specially designed clips make it easy to install and the spike configuration protects not only the edge of the gutter, but the inside as well.

Removable

Many gutters require periodic cleaning, and Gutter-Point can be easily removed, then clipped back on when the cleaning is done.

Hard to See

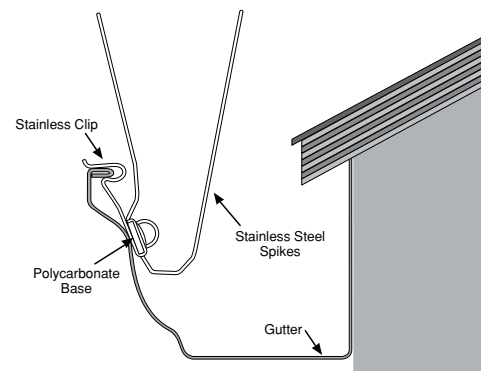
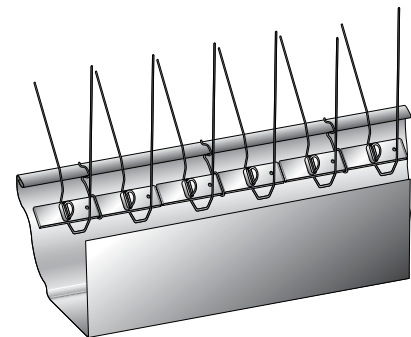
The thin, but rigid, stainless steel rods are almost invisible from a distance.

Humane

Gutter-Point's rods are not sharpened to prevent injury to humans, animals or birds.

Installation

Simply slip the stainless steel clips provided over the upper lip of the gutter and move on to the next section.



Gutter-Point

25 feet	GP-SG25
50 feet	GP-SG50



WHERE TO USE

TARGET BIRD

BIRD PRESSURE

MATERIAL

INSTALLATION

INSTALLATION LEVEL

Ledges, eaves, angle irons, I-Beams and most "L" shaped ledges where total exclusion is the goal.

All species, including Swallows

All pressure levels

UV-stabilized Polycarbonate

Base is glued to any surface

Easy to Moderate



VIDEO



BirdSlide is mounted to these ledges and painted white to match the aesthetics of this building.



BirdSlide excluded 20+ nesting pigeons from this wide ledge above a roll-up door.



BirdSlide can be cut to accommodate beams and other architectural features.

When Total Exclusion is a Must

There are ledges where heavy pressure (nesting birds) demands an exclusion system, and netting may be visually unacceptable. BirdSlide completely protects the ledge against all bird species; they simply can't get a grip and "slide" right off the ledge.

Designed to Disappear

When color matched to the structure, BirdSlide usually looks like it's a part of the building. It comes in gray or beige, but can be primed and painted (by the customer) to match any color.

Easy to Install

For ledges six inches, the flat base simply glues to any clean surface using Bird Barrier bond. For narrow ledges the "fin" can be trimmed down; for wider ledges an extension can be added. BirdSlide can be screwed to wood.

Long-Lasting

Made from UV-stabilized polycarbonate. Two-year warranty against UV breakdown. Paint the product to extend its life.

Customizable

BirdSlide can be ordered in lengths up to ten feet (extra freight charges will apply), and it can be painted to match the structure.




BEFORE



AFTER

Ledges between the beams are an ideal application for BirdSlide.

*Inverted application is not recommended for wide eaves.



(A) Ledges 3" to 6" Wide

Cut the trim area at the appropriate width.

(B) 6" Ledges

Use BirdSlide exactly as it comes out of the box.

(C) Ledges Wider than 6"

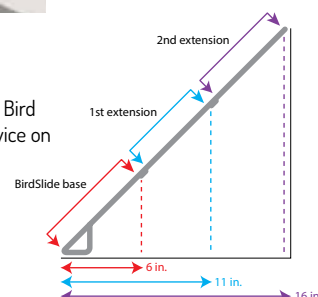
Attach these special extensions for even wider coverage.



(D) Eaves

BirdSlide can be installed under eaves to exclude mud swallows. It can easily be cut to accommodate beams and other building features.

If adding a third extension as shown here, please contact a Bird Barrier representative for advice on providing proper support.





More Ways to Buy BirdSlide

We are pleased to offer several new cases for your convenience.

» BirdSlide up to 10-feet long. Custom ordered.

NOTE: extra freight will be charged for dimensional weight.

» Custom color runs for large projects.

» Call for details

BirdSlide Beige (5 ft.)	SL-5B05
BirdSlide Beige (15 ft.)	SL-5B15
BirdSlide Beige (30 ft.)	SL-5B30
BirdSlide Beige (50 ft.)	SL-5B50
BirdSlide Grey (5 ft.)	SL-5G05
BirdSlide Grey (15 ft.)	SL-5G15
BirdSlide Grey (30 ft.)	SL-5G30
BirdSlide Grey (50 ft.)	SL-5G50



Now made in 5 ft. lengths for faster installation and greater installation diversity.

End Caps

Next Generation. Keep birds and wildlife from getting behind the BirdSlide. Our extruded attachment slides on to the end of the BirdSlide, then the Corner piece slides into that at a 90 degree angle. Glue the cap to the wall and ledge, (sold in a pack of 5 right and 5 left end caps).



Small for standard 6" BirdSlide (B) in photo on facing pg.)

Sm End Cap Beige (5 Pairs)	SL-5B90
Sm End Cap Grey (5 Pairs)	SL-5G90


Large for 6" BirdSlide plus one extension (C) in photo on facing pg.)

Lg End Cap Beige (5 Pairs)	SL-5B95
Lg End Cap Grey (5 Pairs)	SL-5G95




Slide-on Extensions

For wider ledges (see photo on opposite page), BirdSlide Extensions can be added to increase the size and coverage. Extensions are 6" wide, and now they just slide on to the top of the BirdSlide. This is a fast and easy process which looks attractive and professional.



Extension Beige (5 ft.)	SL-5B60
Extension Beige (15 ft.)	SL-5B65
Extension Beige (30 ft.)	SL-5B70
Extension Beige (50 ft.)	SL-5B75
Extension Grey (5 ft.)	SL-5G60
Extension Grey (15 ft.)	SL-5G65
Extension Grey (30 ft.)	SL-5G70
Extension Grey (50 ft.)	SL-5G75



BirdSlide Seam Connectors

Gaps can appear between sections of BirdSlide when mounting to uneven surfaces. These new molded connectors lock the ends together and fill in the seam.

Seam Connectors Beige 6" (12)	SL-5B80
Seam Connector Beige 12" (12)	SL-5B85
Seam Connectors Grey 6" (12)	SL-5G80
Seam Connector Grey 12" (12)	SL-5G85



Install with Bird Barrier Bond, p. 21

A 10 oz. tube secures 25 ft.





WHERE TO USE

TARGET BIRD

BIRD PRESSURE

MATERIAL

INSTALLATION

INSTALLATION LEVEL

Long, exposed ledges, parapets, signs, beams, pipes

Pigeon

Light - Medium

Stainless Steel

Stainless steel, nylon coated wire is attached to stainless steel posts and tensioned using springs

Involved



VIDEO



Birdwire, mounted with Glue-on-Bases screwed into this metal structure repels pigeons.



Two rows of Birdwire on this parapet cap provides low visibility protection from pigeons and large birds.



Railing clamps are attractive and easy to use on pipes and hand rails.

Very Discreet

The Birdwire system is one of the least visible of all ledge products, and is frequently used on high-visibility ledges where aesthetics are important.

How it Works

Nylon-coated, spring-tensioned stainless steel wire is attached to stainless steel posts at differing heights and intervals. The posts are secured to masonry using nylon anchor rivets (requires drilling into the surface) or glue-on bases.

Variety of Options

The posts are available in various sizes and many different brackets and clamps allow installation on otherwise hard-to-protect surfaces like sprinkler pipes, rain gutters and I-beams. Stainless steel split pins can be used to install the system inside window reveals.

Totally Humane

Harmless to birds and humans alike.

Special Attachments

These attachments make it possible to install a Birdwire system anywhere.

Pipe Clamp



Gutter Clamp



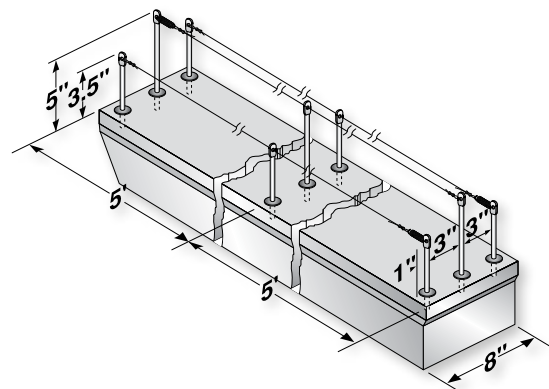
Beam Clamp



Spacing Guidelines

Rows of wire are three inches or less apart, and installed at five foot intervals. Posts should alternate in height to increase the effectiveness of the system.

Springs are installed every ten feet (every other post) to ensure the correct tension.



birdbarrier.com/videos

Installation Videos
Learn how to install Bird Barrier products right in your office or on the job site.





Birdwire

Seven-stranded, stainless steel wire, coated with ultraviolet-stabilized clear nylon. Diameter is .7mm with a breaking strength of 100 lbs.

Birdwire (250 ft.)	BW-W010
Birdwire (500 ft.)	BW-W020
Birdwire (1,000 ft.)	BW-W030

Birdwire Posts

Made from polished 316 grade stainless steel. Flattened heads with a coined hole prevent chaffing of the Birdwire. The ends of the posts are chamfered for easy installation into the anchor rivets. For use with 1" Anchor Rivets. When drilling into masonry and using the 1" Anchor Rivet use these posts:

4.5 in. Posts (25)	BW-P0452
4.5 in. Posts (100)	BW-P045
6 in. Posts (25)	BW-P0602
6 in. Posts (100)	BW-P060



For use with Glue-on Bases

When drilling is not an option, use Glue-on Base and these posts:

3.5 in. Posts (25)	BW-P0352
3.5 in. Posts (100)	BW-P035
5 in. Posts (25)	BW-P0502
5 in. Posts (100)	BW-P050

1" Anchor Rivet

Low-profile nylon anchor provides a secure installation for the posts when drilling into masonry. Color is gray. 100/bag

Anchor Rivet - 1 in. (100)	NI-AR10
6.5mm Drill Bit	TB-S065



Birdwire Glue-on Base

Base can be glued or screwed onto properly prepared metal or wood. Set screw secures post. Color is gray. Other colors may be available by special order; call for information. Ten per bag.

Glue-On Bases (10)	BW-B100
Bond 10.2 oz. (ea.)	HA-BB03
Super Bond Tube (2 part)	HA-BS01

*One Bond tube installs 125 bases, see page 21 for more details



Birdwire Crimp

Thread Birdwire through nickel-plated copper crimp to attach it to the bird posts or split pins. 100 crimps per bag.

Birdwire Crimps (100)	BW-C000
-----------------------	---------



Springs

Made from 316 grade stainless steel with one loop slightly open to facilitate attachment to the bird post or split pin. Available in standard or less conspicuous micro-spring. 100 springs per bag.


Standard Spring (100)	BW-SS00
Micro Spring (100)	BW-SM00



Beam and Gutter Clamps

Install Birdwire posts to an I-beam or other horizontal steel surface (up to 3/4" thick). All stainless steel. Install Birdwire posts to the gutter bead, metal roof or other vertical surfaces (up to 3/4"). All stainless steel. Posts are 3.5 in. tall. 10/pack.

Beam Clamp (10)	BW-BC00
Gutter Clamp (10)	BW-GC00



Ridge Brackets

Special brackets are available for both triangular and half-round ridge roof tiles. The ridge bracket can be screwed in place, while the half-round bracket has two adjustable locking flanges.

Bracket - 3 Posts (ea.)	BW-RB31
Bracket - 5 Posts (ea.)	BW-RB51
Bracket Round-2 Posts (ea.)	BW-RB30



Railing Clamps

Birdwire posts are welded to adjustable, stainless steel clamp for attachment to handrails or pipes. Six sizes are stocked; other configurations and larger clamps available by special order. Ten clamps per pack.

		Pipe Diam.
1 in. clamp - 1 Post (10)	BW-RC11	3/4" - 1-1/4"
2 in. clamp - 1 Post (10)	BW-RC21	1" - 2-1/2"
3 in. clamp - 1 Post (10)	BW-RC31	2" - 3-1/2"
4 in. clamp - 1 Post (10)	BW-RC41	3-1/4" - 4-1/4"
4 in. clamp - 2 Posts (10)	BW-RC42	3-1/4" - 4-1/4"
6 in. clamp - 2 Posts (10)	BW-RC62	4-3/4" - 6-1/4"



Birdwire Crimp Tool

Specially designed indent crimping tool for attaching crimps to the Birdwire. This tool also has wire snips.

Birdwire Crimping Tool (ea.)	T0-BW10
------------------------------	---------



Tower Guard™



WHERE TO USE TARGET BIRD

BIRD PRESSURE MATERIAL INSTALLATION

INSTALLATION LEVEL

Long, exposed ledges, parapets, signs, beams, pipes, railings
Gulls, Cormorants, Vultures, Osprey, Hawks and Owls and other large birds

Light - Heavy

UV Stabilized Plastic, polyester line, some metal parts

Secure posts to the structure. Run wire or polyester cord loosely through the holes in the posts.

Easy



VIDEO



Crossarm installation to deter Ospreys.



Installation on railings to deter Hawks, Vultures and California Condors.



**UNDAMAGED IN
HURRICANE SANDY**

An installation on a pier to keep Gulls and Cormorants from perching

How it Works

Tower Guard deters Gulls, Cormorants, Vultures, Osprey, Hawks and Owls and other large birds. It creates both a visual and physical barrier for railings and flat surfaces. Birds are looking for a low "cost of energy" perch that is easy and safe. As they view the system, they see that it takes away the perch and it is too small and unstable to land on.

Removable

By pulling a simple pin, the posts can be easily removed from the bases. This allows for maintenance on antennas and railing where access is important.

Material

Made from the same plastic that the telecom industry uses for its outdoor boxes. It's well documented to withstand UV degradation for many years.

RF Transparent - Non-Conductive

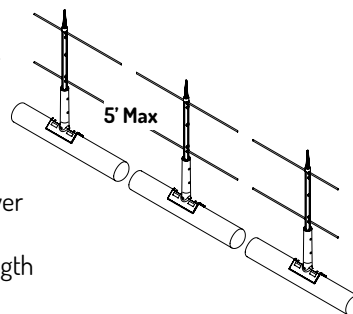

For sensitive applications (radar, cell sites and power substations), the Tower Guard system can be installed without metal parts. Use the polyester cord (not the metal Birdwire), and replace the Post Locking Pin with a short length of polyester cord, knotted as shown on the opposite page.

Safety Tip

In areas where people may come in contact with the posts, a version with a yellow rounded safety cap is an option.

Placement

Flat Surface - Posts should be no more than 2 in. from the outer edge. They should be no more than 5 ft. apart from each other. When running multiple rows, stagger the posts as shown in the diagram.



Power substation installation with V base/Tower Wire to keep starlings away.

Mounting Options

The V base can fit on a round or square railing. These can be attached with plastic cable ties, metal hose clamps or with nails/screws.



The round/flat base can be placed on beams with magnets, metal parapets with a washer and adhesive, on wood with nails or screws and concrete with concrete screws.



Tower Guard™

Tower Guard Posts

The post are 14" tall and are 1/2" in diameter. They are designed to accommodate different heights of cord or wire. We recommend using one of the top and bottom holes to create those levels. Both the cord and wire are easily pulled through the holes. High winds and temperatures do not affect the posts. The post tip adds an extra repellent feature, but if safety is a concern, the Safety Posts, featuring a yellow cap, should be used. Use the stainless steel on corners with significant tension.

Tower Guard Posts (25)	TG-P05
Stainless Steel Posts (5)	TG-P20
Tower Guard Safety Posts (25)	TG-P10

Stainless steel, for ends and corners.

NEW

Wire and Cord

The stainless wire offers lower visibility for sensitive areas, whereas the polyester cord is more of a visual irritant to the birds. Both options create the barrier to deter large bird species. Leaving a little slack in the line adds another imbalance for those that try to perch. Use the cord if a non metallic installation (for communication towers and radar installations) is required.

Birdwire, Nylon Coated SS, 250 ft.	BW-W010
Birdwire, Nylon Coated SS, 500 ft.	BW-W020
Birdwire, Nylon Coated SS, 1,000 ft.	BW-W030
Birdwire Crimps (100)	BW-C000
Birdwire Crimping Tool (ea)	T0-BW10
Polyester Cord, 1/8", 500 ft.	TG-PC05
Polyester Cord, 1/8", 1,500 ft.	TG-PC15
Tower Wire, 375 ft.	TG-PC20

Post Lock

Tower Guard bases come standard with a metal safety pin to lock the post into the base. For non-metallic installations, substitute the polyester cord, with two knots. This is a fast and easy application. UV stable zip ties can also be used for a non-metallic installation.

Post Lock Safety Pin (30)	TG-B30
Post Lock Zip Ties 7" (30)	TG-B15

Tower Guard Bases

Both bases stand 5 in. tall without the posts. Choose the right base for the surface being protected (see box at bottom of page 38). Generally, the V-base is for tubes, and the round base is for flat surfaces. Mount the bases 5' ft. apart. Stagger them every 2-1/2 ft. if installing multiple rows. Rows should be not more than 5" in. apart.

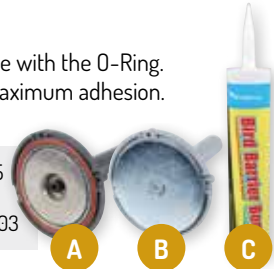
Tower Guard V-Base (5)	TG-B05
Tower Guard Round Base (5)	TG-B10



Fasteners for Round Base

For steel surfaces, choose the magnetic base with the O-Ring. To glue to a surface, add the Flat Disk for maximum adhesion. For wood, use the Screw/Nail kit.

A. Magnet for Round Base (5)	TG-F05
B. Flat Disk to Glue Round Base (5)	TG-F10
C. Bird Barrier Bond 10.2 oz.	HA-BB03



The bases can be screwed or nailed to many surfaces.

Be sure to select an appropriate screw, nail or Tapcon (for cement).

Fasteners for V-Base

These can be attached with the ultraviolet-protected cable ties or the stainless hose clamp. Use a cable tie tool when installing the ties for a strong, consistent install (it tightens and cuts the excess length). The hose clamps should be tight, but not enough to damage the base. Both work in all environments. (Note: cold weather condition zip ties are also available).

*Nylon 12 Zip Ties, 120 lbs., 14" (10)	TG-F20
Zip Tie Application Gun (ea)	TG-F25
Hose Clamps, SS, 1-3/4" - 2-3/4" (10)	TG-F30

*Nylon 12 Zip Ties provide the longest outdoor life.



UNDAMAGED IN HURRICANE IRMA

Multiple rows of Tower Guard keep large birds off wide ledges like this metal parapet cap.




When applying to curves, place the bases closer together so large birds cannot land on unprotected rails.



Also available, galvanized steel solutions for towers.

Non-Conductive Systems

Use Tower Wire to create a non-conductive deterrent solutions, safe for electrical equipment like substations.



Eagle Eye®



WHERE TO USE

TARGET BIRD
BIRD PRESSURE
MATERIAL
INSTALLATION

Open, exposed areas where bird populations cannot be controlled with mechanical means; parking lots, roof-tops, warehouse doors, building facades, agricultural settings, public areas, etc.

Pigeons, starlings and gulls

Light - Medium

Durable ABS plastic, aluminum and galvanized steel

Installation is simple, but must be performed in accordance with recommendations from USA Eagle Eye.



VIDEO



Open spaces like this beach-side hotel balcony are easily protected by Eagle Eye.



Mount Eagle Eye to the highest points to provide the most coverage.



Mounted on adjacent buildings providing a cost-effective deterrent for courtyards and public spaces.

What is Eagle Eye?

The Eagle Eye Bird Control System is a sustainable, scientifically-based, open-area bird deterrent system comprising different visual devices that—while completely harmless—encourages birds to take up residence elsewhere through behavior modification.

The Eagle Eye and Pro-Peller visual devices deter birds from a given airspace by reflecting filtered sunlight at a particular wavelength that they have adapted to associate with danger. After perceiving the light from Eagle Eye, birds will change their flight paths to avoid the protected area. Each unit is coated with a special surface layer that filters light unique to each species. This reflected light does not affect humans or other animals such as livestock, so it is safe to use in nearly any industrial, commercial, residential, or agricultural application.

The Eagle Eye Guarantee

The key to any Eagle Eye installation is proper placement with regard to the building's orientation, environment, obstacles, and even the movement of the sun across the sky!

Eagle Eye's experienced in-house team of technicians use satellite photography of the location to design a solution unique to each commercial, industrial, residential or agricultural setting.

When properly specified and installed, Eagle Eye will guarantee a reduction in bird presence of up to 60-80% within three months in most cases. While Eagle Eye visual deterrents do not typically affect nesting birds, Eagle Eye's auditory devices and Bird Barrier's physical devices complete the system to offer a robust, long-term solution.



Bird Barrier can help you design a placement plan for your Eagle Eye system.

Pro-Peller

The Pro-Peller is a durable, cost-effective unit used to complement the Eagle Eye by extending the effective range and flashing pattern. The unit rotates by means of its double-bearing system and the wings have been designed to rotate in the slightest of breezes.

Pro-peller Silver
Pro-peller Red

EE-PPS
EE-PPR






Two Colors of Eagle Eye for Different Species

The Eagle Eye is available in two different colors to match the ocular morphology of various species.

Silver/Gold = Land Birds



Red = Marine Birds




Eagle Eye System Components

The Eagle Eye unit is a rotating, reflective pyramid with irregular, angled sides that reflect light in various directions. The flagship device of the Eagle Eye Bird Control System, the Eagle Eye provides the greatest amount of coverage over the largest areas. There are powered and wind-driven options available.

110v. Kits

This kit includes a new weatherproof electrical housing, lead wire, straight and bent tube, metal mounting bracket and hardware kit.

Eagle Eye 110v Red Kit	EE-1PR
Eagle Eye 110v Gold Kit	EE-1PG



Mounting Pole

The pole mounts into the flat bracket to provide better range of coverage for the Eagle Eye. The bracket should then be mounted to a substantial surface such as a paver brick or the building itself to prevent falling over. If using a paver brick, the solar panel can mount there as well to create a self-contained, portable unit (see photo).

Mounting Pole	EE-XP6
---------------	--------



Solar Kits

This kit includes a more powerful solar panel, lead wire, straight and bent tube, metal mounting bracket and hardware kit.

Eagle Eye Solar Red Kit	EE-ISR
Eagle Eye Solar Gold Kit	EE-ISG



Angled Mounting Bracket

For mounting to peaks or corners. Not included in kits.

Angle Bracket	EE-AB
---------------	-------



Wind-Powered Kits

This kit comes without the motor and has wind wings mounted on each corner (it spins in the slightest breeze), straight and bent tube, metal mounting bracket and hardware kit.

Wind-Driven Red Kit	EE-IWR
Wind-Driven Gold Kit	EE-IWG



Eagle Eye Shine

The Eagle Eye needs to be cleaned periodically to maintain its reflectivity. Use these special formulas designed to maximize the unit's reflective properties while protecting the surface from oxidation and degradation. Cleaning formulas are specific to the color of the Eagle Eye unit.

Eagle Eye Shine	EE-SHN
-----------------	--------




Silver/Gold = Land Birds

Introducing Bird Breezer - Motion Bird Scarer

A highly visible rotating device that deters approaching birds from landing nearby. The Bird Breezer is most effective when installed in direct sunlight and requires only a slight breeze to rotate. Ideal for rooftops, chimneys, parapets, pergolas, louvers as well as reducing bird related crop damage in the agriculture. The Bird Breezer unit and mounting bracket are made out of ABS plastic. The four metalized ABS cups rotate on a durable double-bearing assembly to ensure optimal sensitivity, balance and longevity. Glue or screw to the surface.

Bird Breezer Silver Gold (ea)	EE-BBS
Bird Breezer Red (ea)	EE-BBR



Red = Marine Birds

OvoControl® P



WHERE TO USE

TARGET BIRD

BIRD PRESSURE

MATERIALS

INSTALLATION

INSTALLATION LEVEL

Large sites such as Refineries, Power Plants, Paper Mills, Airports, Malls, Food Processing Plants, Parks, Campuses
Pigeons, Grackles, Starlings, Blackbirds, Cowbirds and Myna birds
All pressure levels
General use pesticide, automated feeder
Install automatic feeder on flat rooftops
Easy



VIDEO



Even at the largest plants, OvoControl is an ideal tool to manage the population of birds.



Feeders were placed on rooftops, targeting the larger flock and remaining unseen from below.



OvoControl feeders can hold up to 120 lbs of bait and broadcast kibbles 30 feet from the center.

Product Information

OvoControl P is a ready-to-use bait that controls the reproduction of treated birds, causing the population to decline. This effective and humane technology is especially useful for managing pigeon flocks in larger areas without having to resort to poisons and their associated risks.

Registered by EPA (Reg. #80224-1)

Approved in all states as a general use pesticide, OvoControl P is ideal for large areas where some pigeons can be tolerated but where a substantially reduced population is desired. OvoControl P is non-hazardous and supported by the Humane Society of the United States, ASPCA, Audubon and the Peregrine Fund.

Recommended Use

Baiting can begin at any time — flat rooftops are ideal. OvoControl P has a wide margin of safety and efficacy. No special license is required to purchase or apply the product.

Efficacy

Pigeons breed rapidly – just five mating pairs can produce up to 400 pigeons in only two years. Fortunately, the life-span of urban pigeons is short, limited to just 2-3 years. When applied according to label directions, OvoControl P interferes with egg hatchability. Since no new birds are hatching, the population of birds declines naturally and continuously. Field studies show a reduction of approximately 50% annually. Recently collected data at a monitored site in San Diego reflected an 88% decline over 28 months.

Dosage

OvoControl P is supplied in 30 lb. bags. Apply once daily with an automatic feeder at a rate of 1 lb. per 80 pigeons.

Non-targets

OvoControl P has a contraceptive effect only in birds and has no secondary effects in birds of prey. OvoControl P is considered a pesticide and care should be taken to avoid administration to non-target birds and other animals.

OvoControl® P

Bait Kibbles - 30lbs.	OV-PG05
Tripod Feeder	OV-PG12
Feeder Mat	OV-PG25

Visit birdbarrier.com for help with OvoControl estimating tools.

“The process of utilizing OvoControl is by far the best method for power plants and large utility operations to manage, reduce and control pigeon populations.”

Gavin Gallifant
National Environmental Solutions
Peoria, AZ

OvoControl® P



At a South Carolina chemical plant, a combination of OvoControl & live trapping reduced the pigeon burden to near zero over just 6 months.



From 200 pigeons to just 5 over 24 months. This college remains essentially pigeon-free.



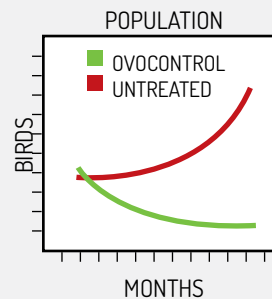
OvoControl ready-to-use kibbles are sized just right for pigeons.



Technicians service an automatic feeder at a paper mill in Canada.



A Houston medical center used OvoControl as well as physical deterrents to rid the facility of a chronic pigeon problem.



Acting as birth control, OvoControl eliminates the ability for pigeons to reproduce and allows the population to decline.

Feeder

Tripod Feeder includes battery and solar panel.



Holds 120 lbs. of OvoControl (four bags).

OvoControl application is made easy with an automatic feeder, rechargeable battery and solar panel.



Feeder Mat

Heavy Duty 3/8" rubber mat protects sensitive roofs and secures the feeder to a flat surface. Features pre-punched bolt holes that match up to the feeder's feet for a bolted connection. Secure with bricks or other appropriate weights.



Removing Interior Birds



Finally, Mist Nets that are EASY to Set Up and Take Down!

Reach ceilings up to 36 ft. without ladders or lifts.

Using a mist net to capture birds in a store is already a challenging matter. Your equipment shouldn't make it harder!

Bird Barrier's new Mist Net Kits minimize labor time and headaches through a series of innovations:

- 1 An angled 140-pound magnet locks to steel beams, shelves and pipes.
- 2 Rubber coated hooks are used to hang poles from pipes and conduit.
- 3 A removable, 60-inch top section enables users to simply roll up mist nets when done using them.
- 4 Telescoping 18-foot and 24-foot bottom-section poles deliver smooth cam-lock section control. And aluminum is far stiffer than fiberglass.
- 5 A locking coupler provides a strong link between the top section and telescopic poles.
- 6 Flexible fiberglass chase pole and painter's tape flag are an ideal way to chase birds toward the net.
- 7 Laser pointer reinforces the chase pole.

The mist net rolls up easily around the removable top section of the pole:



To ensure the netting will not tangle, roll it up on the pole with a sheet of plastic as shown above (otherwise it will not unroll). Make sure the edges of the netting are within the borders of the plastic sheet. Plastic sheet is included in the kit.



VIDEO

birdbarrier.com/mistnet



Removable Top Pole

No more bundling and un-bundling mist nets. Simply roll them up on the separate top section and slide into a dedicated carrying case.



4

3

6

7

5



New Professional-Grade Interior Laser, see page 57.



Removing Interior Birds



Mist Net Kits – Fast to Deploy, Easy to Use

Bird Barrier has invested significant time in the field perfecting these Mist Net Kits. Emphasis has been placed on strength and rigidity, deployment speed, and effectiveness. The most significant development is undoubtedly the removable top pole which allows the operator to simply unroll the net; no more un-bundling a tangled net and attaching it to the pole every time.



Single Kit

22 ft. Mist Net Kit – One Set

- (1) Mist Net 8 x 40 ft
- (2) Aluminum Extension Poles 18ft
- (2) 60" Pole Tops
- (2) Magnetic Angle Adapter
- (2) Pole Top Hooks
- (2) Locking Coupler
- (1) Fiberglass Pole 19ft
- (1) Laser Pointer
- (1) Carrying Case
- N8-MNK11

28 ft. Mist Net Kit – One Set

- (1) Mist Net 8 x 40 ft
- (2) Aluminum Extension Poles 24ft
- (2) 60" Pole Tops
- (2) Magnetic Angle Adapter
- (2) Pole Top Hooks
- (2) Locking Coupler
- (1) Fiberglass Pole 19ft
- (1) Laser Pointer
- (1) Carrying Case
- N8-MNK12

22 ft. Mist Net Kit – Two Sets

- (1) Mist Net 8 x 30 ft
- (1) Mist Net 8 x 40 ft
- (4) Aluminum Extension Poles 18ft
- (4) 60" Pole Tops
- (4) Magnetic Angle Adapter
- (4) Pole Top Hooks
- (4) Locking Coupler
- (2) Fiberglass Pole 19ft
- (1) Laser Pointer
- (1) Carrying Case
- N8-MNK8

28 ft. Mist Net Kit – Two Sets

- (1) Mist Net 8 x 30 ft
- (1) Mist Net 8 x 40 ft
- (4) Aluminum Extension Poles 24ft
- (4) 60" Pole Tops
- (4) Magnetic Angle Adapter
- (4) Pole Top Hooks
- (4) Locking Coupler
- (2) Fiberglass Pole 19ft
- (1) Laser Pointer
- (1) Carrying Case
- N8-MNK9



Double Kit

Mist Net Items

7 x 20 ft. Mist Net	N8-MN10
8 x 30 ft. Mist Net	N8-MN15
8 x 40 ft. Mist Net	N8-MN20
18 ft. Aluminum Extension Poles	N8-TP05
24 ft. Aluminum Extension Poles	N8-TP10
60 in. Pole Tops	N8-TP20
Magnetic Angle Adapter	N8-MG01
Pole Top Hooks	N8-TP25
Locking Coupler	N8-TP30
19 ft. Fiberglass Pole	N8-TP00
Laser Pointer	N8-LP00
Small Carrying Case	N8-KC10
Large Carrying Case	N8-KC15



Magnetic Pole Top

Featuring 140 lbs. pull force, this is a fast, convenient way to secure mist net poles to beams, pipes and other metal surfaces.



Mist Net in Place

When properly deployed, a Mist Net develops hanging pockets to catch the birds. When a bird is caught the net must be taken down immediately and the bird removed safely.

Sparrow Trap Door



Sparrows and Starlings in a facility are messy and difficult to catch.

The Trap Door makes it easy. Sparrows hear the friendly chirp, see the food, step on the perch, and fall inside unharmed. The trap contains the bird waste, bait etc. It is a hygienic way to contain the birds until they can be removed from the building.

Preventative Sparrow and Starling Control

Place traps where birds are anticipated, and catch them when they first enter. The audio can be programmed to work with any schedule.

Sparrow Call Dramatically Increases Efficacy

The Trap Door is four times more effective with the optional audio attractor. The call operates on an intermittent basis so birds don't get used to it. There are ten different programs to choose from. Use on the Trap Door, or to draw sparrows into a mist net or cage trap.



The Sparrow Trap Door has become a hit at commercial airports! Completely safe for public areas. In just three years we've sold thousands of trap doors globally to help relocate birds trapped indoors.

For 2018 we've made the Trap Door even more powerful tool for your arsenal by offering the Bird Alert - now your trap is autonomous and will text its status to your mobile phone! First trap of its kind to text you when it catches a bird.



Positioning

The trap should be placed high up in the facility near the most bird activity. Put on a shelf or hang from a pipe. Set the trap to the open position and bait and check regularly. Multiple traps will be necessary in large facilities. Detailed instructions are included.

High-Reach Pole Mounting

Now Trap Doors can be positioned on high shelves and hung from pipes (hanger included) from the safety of the ground. All Trap Doors now ship with a pole attachment riveted to the back, which accepts Bird Barrier's aluminum extension poles (see page 63).



Convert to a Multi-Catch

The Trap Door can be secured to the top of a Bird Barrier sparrow trap. The Trap Door captures the first bird and drops it into the cage trap. Once inside that bird attracts more birds. See page 52.



Sparrow Trap Door Parts

Sparrow Trap Door	TT-SP15
Sparrow Trap Door w/Audio	TT-SP20
Sparrow Trap Audio Module	TT-SP25
110 v. USB Plug and 10 ft. Cable	TT-SP27
Cage Trap for Sparrow Trap Door	TT-SP29

Trap Door Dimensions Closed: 12.5"H x 6.5"W x 11.5"D
Trap Door Dimensions Opened: 18.25"H x 6.5"W x 9.25"D

Bird Traps

Collapsible Pigeon Trap

- 35"x 16" x 8" High
- Easy to assemble
- Collapses to one inch for storage
- Shade screen
- Four one way entry doors
- Heavy 14 gauge galvanized welded wire
- Unique design, water/feeder kit can be added
- Centered top access door for easy removal of birds
- Capacity - 10 + birds

For Starling Traps, visit birdbarrier.com


Collapsible Pigeon Trap TT-SW05



Pigeon Trap w/Shade, Water & Feeder

- 35"x 16" x 8" High
- Three one way entry doors with door guard
- Centered top access door for easy removal of birds
- Shade screen
- Water container/feed pan designed for easy service
- Shade/water/feeder features attracts additional birds
- Heavy 14 gauge galvanized welded wire
- Capacity: 10 + birds


Pigeon Trap w/Shade TT-SW10



Lg. Pigeon Trap w/Shade, Water & Feeder

- 46"x 24" x 10" High
- Six one way entry doors with door guard
- Two easy access top doors for removal of birds
- Shade screen
- Two water containers and one feed pan for easy service
- Shade/ water/feeder features attracts additional birds
- Heavy 14 gauge galvanized welded wire
- Capacity: 20 - 30 + birds

Lg. Pigeon Trap w/Shade TT-SW15



Repeating Pigeon Trap with Shade

This trap is designed with a unique hinged divider - for easier bird removal and features a Full Wire Floor. Has 4 one way entry doors with door guards - this means it has doors on all sides! Plus you have 2 centered top access doors for easy removal of birds. Can hold 35+ birds and no assembly required - simply remove from the box and place where needed.

Repeating Pigeon Trap (ea.) TT-2446

Dimensions: 46" x 24" x 10"
Shipping weight: 13 lbs

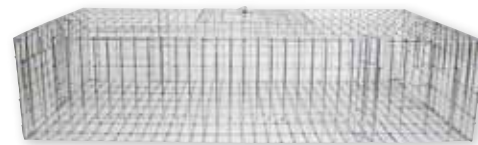


Pigeon Trap

- Easy Assembly
- Completely collapses to 1" for storage
- Four one-way entry doors; one on each side
- Unique design: built-in feature for optional water/feeder kit
- Capacity: 18+ birds

Pigeon Trap (ea.) TT-PI10

Dimensions: 40" x 22" x 12" High
Shipping Weight: 14 lbs.



Pigeon Trap for Slanted Surface

A complete trap that can be set up in minutes saving your company valuable time and money. Patent pending. As with all traps, this trap should be secured to slanted roofs with a safety line.

- 36" x 24" x 10" High
- Six one way entry doors with door guard
- Two easy top access doors for easy removal of birds
- Heavy galvanized flat pan
- Four entry door ledges with food trays built in
- Set of four adjustable legs, two - 12", two - 24" - used for leveling out trap, no tools needed
- Water container/ feed pan designed for easy service
- Shade/ water/feeder features attracts additional birds
- Capacity: 20 + birds

Pigeon Trap w/Shade TT-SW20



Talk to an Expert. We will help you succeed: 800-503-5444.

Bird Traps




The Big Mama Pigeon Trap with Perches

Catch up to 25 pigeons at a time. This trap has many innovative features including:

- Four easy entry doors (two at each end)
- Two wooden perches create more room for others below
- Large access doors to service food and water
- Can be extended to double size (50 birds) with the Transporter Carrier or transfer birds into the Transporter for carrying

Large Pigeon Trap (ea.) TT-SW25

Dimensions: 36" x 24" x 26" High
Shipping weight: 19 lbs.



Sparrow Trap

Two-chamber, bi-level repeating trap is ideal for sparrows. The trap accommodates twelve sparrows at a time. Unlike ground level traps, the birds enter the trap and immediately move to the elevated 2nd level, which eliminates their feeling of entrapment and the need to emit a distress call.


Sparrow Trap (ea.) TT-SP10

Dimensions: 16" x 12" x 8"
Shipping Weight: 4 lbs.

Repeating Sparrow Trap

This trap has many innovative features including:

- Divided trap with two top access doors
- Proven bi-level design
- Easy access to service feed and water
- Six entry funnel doors, three for each compartment



Repeating Sparrow Trap (ea.) TT-SP50

Dimensions: 36" x 24" x 10" High
Shipping weight: 14 lbs.

For Starling Traps, visit
birdbarrier.com



The Monster Pigeon Trap with Perches

The biggest pigeon trap available, catch up to 50 birds at a time

- Six easy entry doors (two at ends, one on each side)
- Four wooden perches create more room for others below
- Large access doors to service food and water

Large Pigeon Trap (ea.) TT-SW30

Dimensions: 80" x 24" x 26"
Shipping weight: 40 lbs



Pigeon Transporter Carriers

These transporters are the perfect way to take birds from a site without having to bag or carry large traps through buildings.

- Secure to the Big Mama Pigeon Trap with provided latches, birds simply move into the Transporter
- Top and side easy access doors
- Slide-out pan for easy cleaning
- Can accommodate separate food and water modules (see this page)

Carrier for 12-20 Birds TT-SW40
Carrier for 30-35 Birds TT-SW45

TT-SW40 Dimensions: 24" x 12" x 9" High (12-20 birds) 6 lbs.
TT-SW45 Dimensions: 36" x 16" x 9" High (30-35 birds) 11 lbs.

Water & Feeder Kits


Add water and food to many of our traps with these modular kits. Easy to install and clean.

48 oz. Water & Feeder Kit TT-SW50

For smaller pigeon traps, 12" x 6" x 8" High

One Gal. Water & Feeder Kit TT-SW55

For large pigeon traps, 16" x 10" x 10" High



Multi-Catch Cage Trap for the Sparrow Trap Door

Turn your Sparrow Trap into a repeating trap. The first sparrow is caught and falls inside the cage trap. Once inside it sings happily and attracts other birds.

- Trap Door secures to the top with spring clips
- Can be hung from the ceiling with provided cable bridge
- Two "draw bridge" style patios provide safe entrance for birds and are hinged up for transport
- Secure inner chamber can be stocked with food and water
- Sanitary metal slide-out pan keeps all food and droppings inside the trap
- Trap Door trap can be easily removed by unlatching the spring clips from the slots and sliding the trap forward while closing the top of the cage to eliminate the possibility of any birds escaping.
- Includes food and water containers for humane treatment of birds

Cage Trap for Sparrow Trap Door (ea.) TT-SP29



Includes food and
water containers

See page 50 for details
on Sparrow Trap Door



Dryer Vents



Birds and wildlife love warm dryer vents, for obvious reasons. And many methods of exclusion are short-term or worse. Some also hold lint and clog up the exhaust. The Defender and Dryer Wall Vent are long-lasting, powder-coated metal solutions that keep the pests out without interfering with the dryer's functionality.

The DEFENDER



Keep pests like birds and squirrels from making a home in exhaust systems with the Defender. Vertical bars keep animals at bay while minimizing lint buildup. This vent cover is made of zinc coated steel that is also powder coated to stand the test of time.

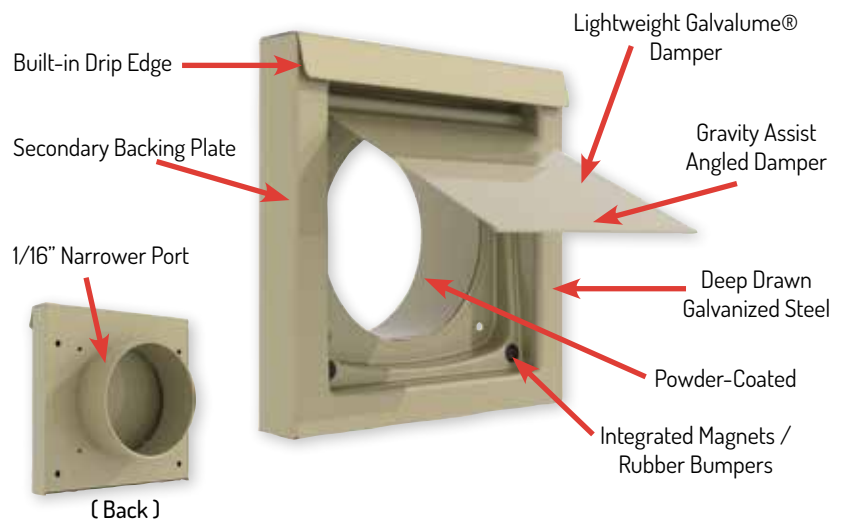


Plastic vent covers typically don't last due to ultraviolet and heat damage.

The Defender Vent Guard 6.5", White	SD-DV04
The Defender Vent Guard 6.5", Tan	SD-DV05
The Defender Vent Guard 6.5", Brown	SD-DV06
The Defender Vent Guard 8", White	SD-DV07
The Defender Vent Guard 8", Tan	SD-DV08
The Defender Vent Guard 8", Brown	SD-DV09

NEW

DryerWallVent™



Engineered for a quick, perfect fit for both vent replacement and new construction, this stylish and durable enclosure meets or exceeds all code requirements for safe dryer venting. Heavy gauge galvanized steel body with powder coating ensures a long duty life. Clean lines make a nice aesthetic contribution to every home.

Dry Wall Vent 4" Flush Mount, White	SD-DV01
Dry Wall Vent 4" Flush Mount, Tan	SD-DV02
Dry Wall Vent 4" Flush Mount, Brown	SD-DV03

Benefits:

- Improves Aesthetics with Flush Installation
- Installs Easily in New and Existing Construction
- Simplifies Duct Cleaning with Easy Accessibility
- Deters Bird and Rodent Entry
- Maximizes Airflow Efficiency
- Helps Minimize Dryer Cycle Times
- Extra Protection Against the Elements

Materials:

- Heavy Gauge Galvanized Steel Housing
- Lighter weight Gauge Galvalume® Damper
- Polyester TGIC Weather Resistant Powder Coating

Talk to an Expert. We will help you succeed: 800-503-5444.

Sound Deterrents

Bird-Gard

A programmable electronic repeller that uses a variety of species specific distress signals and predator calls to send a "danger" alert to other birds in the area. All units have on-off and volume control, a "time off" phase between sounds and a day-night 24 hour switch. Ideal for spot dispersal of flocking birds in small areas. Plugs into 110 volt power outlet. There are two models:

Pro #1 repels pigeons, starlings, sparrows, seagulls and woodpeckers.
Pro #2 repels blackbirds, grackles, crows, geese and hawks.

Bird-Gard Pro #1	SD-BG40
Bird-Gard Pro #2	SD-BG42
Bird-Gard Extra Speaker	SD-BGS40



Zon Gun

Propane Cannon for Airports, Fields and Large Open Areas. A lightweight portable propane-fired cannon emits automatic thunderclaps that deters birds and other nuisance wildlife. The intervals between detonations can be adjusted from 2-30 minutes. The Zon Gun operates on LP gas and uses a 'piezo' lighter for ignition, which is good for 100,000 sparks. Each 10kg bottle of propane produces 12-15,000 detonations. Model A is standard ground mounted unit and model B is standard unit on tripod shown with propane tank. Standard Model: Fully automatic, ground mounted, simple, practical, effective, rotates 360°.

Standard Zon Gun (ea.)	SD-ZN10
Timer for Zon Gun (ea.)	SD-ZN25
Tripod for Zon Gun (ea.)	SD-ZN15



Water Harassment

Spray Away Hydro-Remote Bird & Animal Sprinkler

Chase or harass birds and other pests with a quick blast of water. Protect ponds, lawns, rooftops, pool decks and other challenging settings.

- Remote-control features can be used up to 100 feet away from unit
- Dual purpose motion-activated sprinkler designed to protect yard from nuisance animals OR water your garden
- Watering feature can be set to 15, 30, or 60 minute timer
- Infrared sensor detects animal's heat & movement activating sprinkler
- Protects up to 1,900 square feet of gardens, yards and ponds

How it Works: The Spray Away Elite Motion Detector Sprinkler Animal Repellent is a water-based repellent that works by detecting an animal's heat and movement with infrared sensors. Once detected, the system releases a sudden burst of water to scare the animal away. An adjustable sensitivity detector and random spray pattern prevent animals from growing accustomed to the sprinkler.

Spray Away Hydro-Remote SD-SAI5





Smell & Taste Control



Avian Control®

A new, patent-pending, EPA-registered liquid bird repellent that will chase your birds away. The product is a replacement for Migrate and Fog Force. Avian Control® uses cutting edge technology to efficiently repel undesirable birds without harming the birds, humans or other animals (including household pets).



Avian Control is EPA-registered for use on numerous crops to prevent damage from foraging birds. The repellent is effective against many types of nuisance birds including geese, pigeons, starlings and grackles. All of the ingredients in Avian Control® are food grade.

Avian Control® can be either fogged or sprayed and is compatible with both types of equipment for ease of application. It is designed for effective use – less often, in less quantity and to better effect. In outdoor applications, Avian Control® has a life expectancy of up to two weeks, but the results last much longer because birds “learn” to avoid areas treated with Avian Control®. While non-lethal to birds, it acts as an irritant discouraging birds from amassing. The dual application methods (fogging or spraying) are ideal for airplane hangars, grassy fields, golf courses or large properties.

Avian Control Bird Repellent, 1 gal. TD-AV10
Avian Control Bird Repellent, 2.5 gal. TD-AV25

Avian Fog Force TR

Avian Fog Force TR Bird Repellent is an EPA-registered bird repellent that is effective against all types of nuisance birds and is suitable for use around humans, pets and livestock. It's a non-lethal automated time-release aerosol bird repellent that discourages birds from congregating in dairy barns, stables, stadiums, marinas, garages and storage buildings, pools and patios and outdoor dining facilities.



Avian Fog Force TR is non-toxic. Its active ingredient is found in nature and is also used extensively in food designed for human consumption. All Avian Fog Force TR ingredients are “Generally Regarded As Safe” (GRAS) by the US Food and Drug Administration (FDA) and are “Earth friendly.”

It irritates bird's pain centers, creating an unpleasant sensation. Birds learn to avoid areas that have been treated and seek other locations.

Avian Fog Force TR TD-AV50

Avian Migrate™

A non-lethal liquid bird repellent that discourages geese and birds from congregating on golf courses, parks, athletic fields and around public buildings. Simply spray as directed – the effect is immediate and long lasting.



Avian Migrate contains a special colorant, visible only to birds, that lets them know that the area has been treated. This “teaches” unwanted geese and birds to stay away from treated areas in the future.

Avian Migrate™ irritates bird's pain centers, creating an unpleasant sensation. Birds learn to avoid areas that have been treated and seek other locations. It does not harm grass, shrubs and other vegetation and is not easily rinsed away by rain or sprinklers.

Avian Migrate™ is non-toxic. Its active ingredient is found in nature and is also used extensively in food designed for human consumption. All Avian Migrate™ ingredients are “Generally Regarded As Safe” (GRAS) by the US Food and Drug Administration (FDA) and are “Earth friendly.”

Avian Migrate Bird Repellent, 1 gal. TD-AV30

Avian Fog Force TR Dispenser

Avian Fog Force™ TR is dosed from light sensing user programmable time-release dispenser cabinets containing disposable aerosol cans. Each dispenser cabinet releases an invisible, intermittent aerosol bird repellent mist on a user-selected programmable time-release basis. Spray mist dispenser cabinets can be placed strategically in areas where nuisance birds are a problem and without any additional labor.



Dispenser cabinets are powered by two “D” batteries that last up to six months.

Fog Force TR Dispenser TD-AV55



Visual Deterrents



The Intimidator for Woodpeckers

The Intimidator is a professional grade avian deterrent which uses motion and bright flashing to scare away woodpeckers and other birds from unwanted areas. Woodpeckers can cause serious damage to homes and other buildings.

Features:

- Four holographic sides on two separate spinning parts
- All metal components for longevity
- Outdoor grade holographic tape
- Glow-in-the-dark sides for low-light conditions
- Effective with minimal air movement
- Coverage from 10 - 40 ft.

Placement

Attach the Intimidator above the damage areas (typically along siding and trim boards). While on the ladder or roof and prior to installation, slowly rotate the product in the sunlight, noting the light refraction. It should reflect on or near the damaged areas. In some cases custom posts may be necessary.

- Breeze must cause erratic movement of the light beams
- Multiple Intimidators are necessary for larger infestations

For challenging applications consider using with Optical Gel for a powerful 1-2 punch. See page 24.

Intimidator (ea.) SD-FF20



Screw to wood, or use this magnet to stick to metal surfaces.

Intimidator Magnet SD-FF21

Holographic Owl

University tested with positive results for bird control. The bright flash of the unique holographic /iridescent feather pattern, large eyes and movement deters the most persistent bird from destroying personal property. Simply hang the bird scare Guardian Owl in the problem areas. Made of durable plastic to withstand the outdoor elements. Each Guardian Owl measures 16" tall and 8" wide. It's great for repelling birds from orchards, crops, gardens, boats, docks, barns and homes.



Holographic Owl SD-HG05
Swivel Bracket Kit SD-SW05



Screech Owl

Non-moving plastic owls are ineffective, that's why we developed this rotating, screeching owl. Four predator/scare sounds are programmed: birds in distress, predator attack cries and wing beats. The rotating base mounts easily to any flat surface, and spins in the wind. A photo cell activates the sounds during daylight hours only. One per package.



Screech Owl SD-OWL1
Rotating Owl SD-OWL2

Scare-Eye Balloon

The bright colors, large eyes and hanging reflective streamers on this 2' balloon are threatening to birds; they think they're being watched by a predator. One/pkg.

Scare-Eye Yellow SD-SE10
Scare-Eye Black SD-SE20



Octopus

Scare eyes combined with long mylar streamers flash brilliantly in sunlight, signal danger to birds causing them to leave the immediate area. One per package.

Octopus SD-OC10



Lasers for Bird Control



Fly Away High-Powered Laser – For Outdoor Use Only

Introducing a new, professional grade bird-repellent laser that costs way less than the other heavy-weights on the market. The Fly Away laser can be used to get birds out of trees and crops. It can also be used to chase birds from rooftops.

Features and Benefits:

- 30 mWatt output power green laser beam (532nm wavelength)
- Safe for both humans and birds
- Large beam creates a large spot on the surface (ground, trees, walls etc.) to assure targeted birds can't ignore it
- Effective range up to 1 mile
- Rugged all aluminum construction
- All external joints sealed to allow use outdoors even in light rain
- "Flashlight" style for ease of handling and light weight
- Powered by 2 "D" cell flashlight batteries – Lithium and rechargeable batteries OK
- Lockable carrying case and full usage instructions
- 1 year parts and labor warranty

Fly Away Laser

SD-AV15



Fly Away Interior Laser 2™ - Designed for Indoor Use

It's an established fact that lasers are effective at scaring birds. Now we have developed a laser that will allow you to chase birds inside buildings towards open doors, mist nets or traps without having to worry about operators accidentally pointing the lasers at highly reflective surfaces and possibly harming themselves or others.

The Fly Away 2™ is bright enough to scare birds from as far away as 250 meters while remaining eye safe to operators and those who may accidentally have the laser pointed at them briefly.

- Class 3A, 532nm wavelength green laser
- Birds do not learn to ignore it
- Safe for both humans and birds
- Large beam to assure targeted birds can't overlook or ignore it
- Effective range up to 250 meters (indoors)
- Rugged all aluminum construction
- All external joints and on/off switch sealed to assure safe, reliable operation
- Flashlight style for ease of handling and light weight
- Powered by 2 flashlight batteries – Lithium and rechargeable batteries OK
- Lockable carrying case
- 1 year parts and labor warranty
- 5 to 7 year expected life

Fly Away Interior Laser

SD-AV25



Visual Deterrents



Holographic Bird Repel Strips

Each Repel Strip Kit includes 25' of 2" wide highly reflective holographic / iridescent film and 5 easy to apply strip hangers. The 2" wide film flutters, flashes and crackles with the smallest breeze. Simply cut film to desired length, apply strip hanger and hang it up in the problem area to scare birds away. Great for repelling birds from orchards, crops, gardens, boats, docks, barns and homes.

Holographic Strips (2" x 25')

SD-FT25



Flash-Tape

Mylar tape reflects sunlight, and creates a humming sound when tape is twisted in the breeze, signaling danger to birds in the area. Available in 1/2" x 300' rolls. One roll per package.

Reflective Flash-Tape

SD-FT30





One-Way Doors for Rodents, Bats & Birds



BAT CONE®

For best results with Bat Cone® Excluder, bend flanges slowly back and forth to prevent breakage.

- At dawn or dusk, which is the best time to conduct “batwatch”, observe points of entry/exit for bats in structure
- Incoming/outgoing bat activity will assist in determining number of cones needed for installation (see DVD for more detailed information). For large bat colonies, use multiple cones for best results
- Install cones at entry points, always at a downward angle...it is CRITICAL to seal all other entry/exit points before installing cones strategically to prevent bats from moving to other sections of structure
- After bats leave structure to feed and you are certain they are all outside the structure, remove remaining cones and seal all holes

A WORD OF CAUTION: Please note that removing bats during their birthing cycles can result in the offspring becoming trapped inside the structure. Please contact your state wildlife agency or state health department for information regarding bat birthing cycles in your region.



BAT CONE® Excluder

The innovative design of the Bat Cone® Excluder is ideal when a square shape is better suited to the entry port of a bat colony. It is designed with a built-in solid flange with mounting holes which allows easy and fast installation. It can also be used with the flexible vinyl flange, making it effective for virtually any surface application.

Bat Cone (6 pk.)	N8-BC
Bat Cone (ea.)	N8-BC05



PRO-CONE® Round

Designed for multiple use and multiple wildlife species: Bats, red squirrels, flying squirrels sparrows, starlings, rats and mice. Made from heavy duty plastic, built-in solid flange with mounting holes. Optional use with vinyl or wire flange. Works great on Spanish Tile roofs because of its shape.

Pro-cone Round (6 pk.)	N8-PC15
Pro-cone Round (ea.)	N8-PC20



PRO-CONE® Corner

Designed for multiple use and multiple wildlife species: Bats, red squirrels, flying squirrels, sparrows, starlings, rats and mice. Made from heavy duty plastic, built-in solid flange with mounting holes. Cone has pre-fixed angle, designed for installation at any angle. Does not work with flanges.

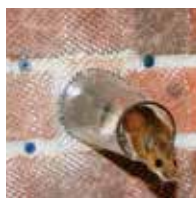
Pro-cone Corner (6 pk.)	N8-PC05
Pro-cone Corner (ea.)	N8-PC10



PRO-CONE® Square

Designed for multiple use and multiple wildlife species: Bats, red squirrels, flying squirrels, sparrows, starlings, rats and mice. Made from heavy duty plastic, built-in solid flange with mounting holes. Offset square flange for installation in difficult areas. Optional use with vinyl or wire flange. Can be installed in corners of soffits. Square base allows you to “wedge” cone into place.

Pro-cone Square (6 pk.)	N8-PC25
Pro-cone Square (ea.)	N8-PC30




All the Pro-cone models are designed to exclude sparrows, starlings red squirrels, flying squirrels and small rodents in general pest control. They simply cannot get back inside. When the Pro-cone is used for birds, it should be pointed down.

Flanges

The flexible vinyl and wire mesh flange allow for installation on virtually any surface. The wire mesh flange is effective in the exclusion of red and flying squirrels, rats and mice.

Flexible Vinyl Flange (12 pk.)	N8-PC50
Wire Mesh Flange (12 pk.)	N8-PC55





Squirrel, Rodent & Bird Exclusion



Squirrel Cone - One Way Doors

Use Squirrel Pro-Cones in any location at any angle: Attic vents, above gutters, corners of dormers or anywhere squirrels may enter a structure. Get them out fast!

For added protection use Rat-Out Gel around squirrel repair sites (see pg. 59).

How to use:

- Determine squirrel activity by locating entry and exit point(s) on structure.
- Install cone(s) over hole(s). Please note - Squirrel cone(s) can be installed at any angle.
- It is imperative to "squirrel proof" all inactive areas of structure before installing cone(s) to prevent squirrels from relocating to other areas such as: Attic vents, louvers, corners of dormers and soffit areas etc. We suggest using metal flashing and/or ¼ inch wire mesh (hardware cloth) (page 14) to help prevent possible re-infestation.
- We recommend leaving squirrel cone(s) in place for a minimum of three to five days to insure that squirrels are out.
- When you are certain that squirrels are gone, remove squirrel cone(s) and seal hole(s) with metal flashing and trim trees around structure to help prevent further re-infestation.

CAUTION

- » DO NOT remove squirrels during their birthing cycles. This will result in offspring becoming trapped inside.
- » Failure to follow these directions, will force the female squirrel to chew her way back in to reach her young.
- » Please consult your State Wildlife Agency for information regarding squirrel birthing cycles in your area.

Squirrel Cone



Squirrel Cones

- Use on any angle
- No door to jam
- No moving parts to break
- Standard 14 Gauge model
- Heavy Duty 12 Gauge model

Grey Squirrel Heavy Duty Short (7 x 3.5 in.)	N8-SC05
Grey Squirrel Heavy Duty Long (12 x 3.5 in.)	N8-SC10
Grey Squirrel Standard Short (7 x 3.5 in.)	N8-SC15
Grey Squirrel Standard Long (12 x 3.5 in.)	N8-SC20
Red & Flying Squirrel Heavy Duty Short (7 x 2 in.)	N8-SC25
Red & Flying Squirrel Heavy Duty Long (12 x 2 in.)	N8-SC30
Red & Flying Squirrel Standard Short (7 x 2 in.)	N8-SC35
Red & Flying Squirrel Standard Long (12 x 2 in.)	N8-SC40

Pur Black Foam

This foam was developed especially for outdoor use. It's a must for nuisance control professionals doing exclusion work on structures. It stops pests from entering buildings. It's black color blends into the surrounding environment and it never looks dirty. 32 oz. can: 1/2" bead = 1,200 linear feet

Pur Black, 32 oz. TF-PUR1



Pur-Fill Gun Cleaner

Maintain your gun with a screw on Pur-Fill Gun Cleaner.

Pur-Fill, 20 oz. TF-GCP1



Pageris Foam Gun

This state-of-the-art stainless steel and poly foam gun gives you professional control of foam flow and placement. It's a real time-saver for exclusion work and to fill cracks and holes found during your property site inspections.

Pageris Foam Gun, 12" TF-PFG1
Pageris Long Foam Gun 24" TF-PLG1



Foam Gun Kit

Includes green plastic molded carrying case, 3 cans of foam, 1 full size cleaner, 1 Pur Clean, 6 needle adapters and 1 flexible hose.

Foam Gun Kit TF-FGK1



Copper Mesh Stuffing

This fine copper mesh is ideal for stuffing into small access areas to exclude birds or bats. For a more secure hold squirt some Bird Barrier Bond into the hole, making sure to connect the mesh to the surrounding surface.

Mesh Stuffing (per roll) N8-CM





Cleaning Solutions



It's important to properly clean a site before installing bird control products. Follow these steps to insure that cleanup is done properly.

1. Moisten, Loosen Debris

Dried bird droppings will become airborne when disturbed (cleaned). It is important that they are whetted down to eliminate this risk. Wetting with a bactericide will kill the bacteria at the same time. With heavy accumulation it is necessary to wet down repeatedly.

2. Scoop, Collect

It's unlikely that large volumes of waste can simply be washed away; they need to be scooped up and removed in bags, and disposed of properly. Contact your local waste facility about the disposal of bird droppings.

3. Wash

Once the majority of the waste is removed, the building surface can be washed with water, detergent and scrub brushes; or pressure washed. Use the Dissolve-It again, it's a live enzyme that softens even the most stubborn waste.

4. Sanitize

With all the waste now removed, and the building looking clean, it is recommended to finish the job properly by applying a bactericide that will sanitize the surfaces and leave a clean smell.

5. Clean Around the Site

The building is clean, but the sidewalk's a mess. Finish the job properly.



Dissolve-It™

Dissolve-It breaks down bird droppings and eliminates odors. It allows for easy removal of stubborn, caked-on droppings. Simply mix Dissolve-It in a 1:1 ratio with water, saturate the target area and let the solution work for at least fifteen minutes. Solution can be applied with a hand sprayer. The residue will easily spray away with hose or power sprayer. Non-toxic, non-flammable and biodegradable, plus it is USDA accepted, environmentally safe. It can be poured over piles of bird droppings, as well as into drains, trash cans, sewers and grease traps. Use at 1:1 spray mixture with water. Mix 1:1 – 1 Gallon makes 2 gallons



Dissolve-It (1 gal.)	CL-3000
Dissolve-It (5 gal.)	CL-3005

Dirty Bird

Use Dirty Bird on any washable surface exposed to bird droppings, like roofs, gutters, ledges, awnings, chairs etc. It has been adapted to quickly break down and provide rapid organic waste removal including bird droppings. Dirty Bird can be used at 100%, but should be diluted. Mix 1:4 – 1 Gallon makes 5 gallons



Dirty Bird (1 qt.)	CL-7000
Dirty Bird (5 gal.)	CL-7005

ProBlend EVO (Microbial Bird Dropping Cleaner)

is designed to replace ordinary cleaners with a safe, concentrated formulation that is safe for any surface that will not be harmed by a water based cleaner. DILUTION: EVO may be diluted with water 5-10 parts water to 1 part EVI depending on amount of soiling. APPLICATION: Use any power washer or hand sprayer. Spray on surface to be cleaned and allow soak time. Fully wet and loosen material. If droppings are not immediately removed when rinsed, a second application and soak cycle may be necessary. Note: If area is sanitized following removal microbial activity may be impaired. Mix 1:5 – 1 Gallon makes 6 gallons



ProBlend EVO (1 gal.)	CL-5000
-----------------------	---------

Repellent Gel Remover/Oil-Flo

This product effectively dissolves the polybutene commonly found in bird gels. After dissolved you are left with an easy cleanup. It is water soluble and will not damage most surfaces (with the exception of tar-based roofing materials). Instructions for use included.



Repellent Gel Remover (1 gal.)	CL-1000
Repellent Gel Remover (1 gal.)	CL-1010

Find labels and SDS at www.birdbarrier.com



Cimi-Shield® Green Bed Bug Solution



Get the job done right the first time. Cimi-Shield eliminates the callbacks.

NEW

Cimi-Shield, the remarkable green bed bug killer is now available in quart and gallon Ready-to-Use containers.

Cimi-Shield

Cimi-Shield is offered in two formulations each with 12-month residual:

- **Knock-Out** for active infestations
 - **Protect** to prevent infestations
- One finished gallon protects 1,200 to 1,500 sq. ft. of fabric surface.

Concentrate

Knock-Out (6 oz.) PC-BB10
Protect (6 oz.) PC-BB20

Ready-to-Use

Knock-Out, 1 qt. PC-BB12
Knock-Out, 1 gal. PC-BB14
Protect, 1 qt. PC-BB22
Protect, 1 gal. PC-BB24

1 Gallon Sprayer PC-BB50



VIDEO

- Kills bed bugs on contact
- Non-toxic; won't harm the environment
- Derived from soybean oil
- Removes bed bugs' waxy outer layer
- Has zero odor
- Will not stain
- Easily applies with a pump sprayer
- Sold as a concentrate, mix with distilled water
- Meets FIFRA 25(b) Guidelines to be "Generally Regarded As Safe"
- Delivers 12 months of residual protection on textile surfaces



Rat-Out® Gel



Effective against Rats, mice, squirrels, possums, raccoons & more.

Rat-Out Gel is an instant OFF switch for rodent activity.

- Dual Action - Garlic Oil and White Pepper repel rodents and most wildlife invaders
- Not harmful, doesn't burn
- Stop rodents NOW; give your clients immediate relief (and reduce call backs)
- FIFRA 25(b) EPA Exempt; satisfy your clients' green requirements
- Enhance exclusion programs - Buy time while waiting for repairs
- Improve trapping programs - Move the rodents to control zones away from your clients customers.
- Clear gel - no mess, cleans up easily with soap and water
- Will not melt, evaporate or freeze

Three 1 oz. Tubes

PC-R030



Border Control®



Border Control is a thin, paper-backed glue board that comes in a 60-foot roll. It is easy to carry, simple to deploy, and can fence off crawling insects or mice quickly and easily. Border Control can be cut to fit almost any situation.



Border Control

- Corral work zones. Keep small rodents or insects from crawling away and infesting other areas.
- Monitor any area and quickly see where the trouble spots are.
- Protect sensitive product. Encircle pallets or shelves, and then see what tries to enter, or exit.
- Slide Border Control under pallets, or inside the fork-slots; tape to a thin sheet of plywood or paneling.

6 in. x 60 ft. Roll
12 in. x 60 ft. Roll

PC-BP01
PC-BP05



High Access Poles

Longer, Stronger, Stiffer, Lighter & More Durable

- Made of lightweight aluminum
- Low-profile couplers slide easily through the hands
- A quarter turn locks or unlocks each section
- Twist lock cams allow the pole to be locked at any length
- Rolled tube edges
- Anodized finish
- Universal sized screw adapter

Extended Length	Closed Length	# of Sections	Part #
-----------------	---------------	---------------	--------

8 ft.	31 in.	2	N8-TP01
18 ft.	60 in.	4	N8-TP05
24 ft.	83 in.	4	N8-TP10

« Fits in ANY vehicle



The Internal Cam-Lock System is fast and easy to lock and unlock, just twist the sections in opposite directions for a firm lock down.



Bird Barrier America, Inc.
20925 Chico Street
Carson, CA 90746

BROADCASTING LIVE

Modern Training Helping Our Partners
Execute Sales & Field Skills



birdbarrier.com · 800 503 5444 · customercare@birdbarrier.com

PRIVATELY
BROADCAST
THROUGH THE
WEBCASTING
APPLICATION
OF YOUR CHOICE

OR
PUBLICLY
SIMULCAST ON
FACEBOOK
YOUTUBE
TWITTER &
LINKEDIN

BROADCASTING CLASSES ON:

- Custom Designed Training Courses
- Bird Control Sales Techniques
- StealthNet
- Optical Gel
- Bird-Shock
- and many more

To organize your own broadcast or to simply join a future class, please visit birdbarrier.com/bird-control-training