

Directions for Use

Bird Barrier Optical Gel™ may be used to deter feral pigeons, gulls, and many other unwanted birds from roosting on buildings and other structures. Bird Barrier Optical Gel™ is supplied in ready-to-use plastic dish containers. These should be affixed to surfaces with commercially available silicone adhesive or other suitable and removable adhesive.



Installation Guidelines for Feral Pigeons

1. Clean site thoroughly using:

- **Dissolve-It** » for breaking down bird droppings and eliminating odors


-OR-

- **MDBC-10** » a safe, concentrated formula for cleaning droppings


2. Place dishes as shown below.

SEE PRECAUTIONARY STATEMENTS ABOUT SITE CLEANING, RIGHT.

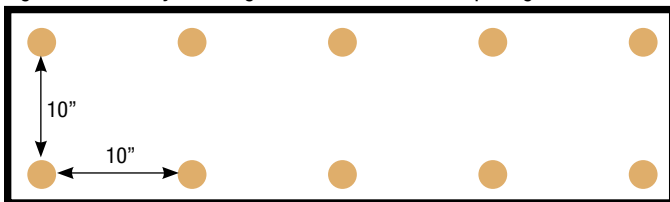
Heavy Pressure/Nesting Sites: 6 in. maximum spacing



Medium Pressure/Night Roosting Sites: 8 in. maximum spacing



Light Pressure/Day Roosting Sites: 10 in. maximum spacing



Spacing of Dishes for Other Bird Species

Optical gel has also proved effective against sparrows, swallows, starlings, corvids (crows, rooks, magpies, jackdaws, etc) and cormorants. Recommended spacing of dishes is as follows:

- Sparrows and swallows: 6 in.
- Starlings: 8 in.
- Corvids and cormorants: 10 in.
- Gulls: 12 in.

Some testing may be needed to determine best placement for other bird species.

Optical Gel stops swallows from nesting below eaves (right).



Cleaning Structure Surfaces Prior to Treatment Precautionary Statements

Wear protective eyewear and face mask or respirator to avoid inhaling bird feces, nesting materials, feathers, and dead birds, while cleaning structure surfaces before placing Bird Barrier Optical Gel™ containers. Wash skin and clothing after cleaning bird debris and before eating or drinking. Do not touch or rub eyes while or after handling Bird Barrier Optical Gel™.

For Bird Barrier Optical Gel™ to be most effective, bird nesting materials, feces, feathers, and dead birds must be removed prior to application of the Optical Gel™ containers. To reduce potential exposure to diseases from bird debris, persons that clean or remove bird debris, should wear waterproof gloves and appropriate personal protective equipment (PPE) for dust and aerosol mist protection while cleaning areas to be treated. Thoroughly clean surfaces, including confined spaces such as building attics and other protected areas, where birds roost or nest.

Take precautions to ensure nearby people are not exposed to debris from cleaning.

The following PPE should be used during the cleaning process when cleaning may result in exposure, especially respiratory exposure:

- Long-sleeved shirt and long pants. Wash thoroughly after use or wear disposable outer clothing, such as Tyvek® disposable coveralls or suits.
- Waterproof gloves or disposable waterproof gloves.
- Rubber boots or other waterproof disposable foot protection.

To avoid respiratory exposure, especially in confined areas, cleaners should wear a dust/mist filtering respirator meeting NIOSH standards of at least N-95, R-95, or P-95. Follow the manufacturer's instructions for cleaning/maintaining PPE. If no such instructions are available for washables, use detergent and hot water. Keep and wash PPE separately from other laundry.

Use a biocide or water mixed with detergent to wet surfaces where feces are present to limit generation of airborne dust and aerosol mists during cleaning. Allow cleaned surfaces to dry prior to treatment. When cleaning large amounts of bird debris, workers should be informed of the possible health risks involved. Persons with compromised immune systems should avoid the cleaning operation.

If pressure-washers are used to strip off dried feces, dust and aerosol control measures, such as containing the area with plastic sheeting, should be taken. Wetting down the work area will prevent inhalation, reduce the risk of disease from bird feces and debris, and will also help prevent the spread of dust & aerosols.

An alternative to use of a pressure washer is to soak the feces and debris with water and then use a shovel to remove them. The wet material should be collected in heavy-duty plastic trash bags or some other type of secure container and discarded with trash.

For technical support or other questions, contact Bird Barrier at 800-503-5444.